



2001 Sun Devil Baseball

ASU Media Relations
(P) 480-965-6592
(F) 480-965-5408
Baseball Contact: Jeff R. Evans
E-Mail: Jeff.Evans@asu.edu
Website: www.TheSunDevils.com

2001 Record: 31-16-1, 9-9
2001 Home Record: 23-8-1
2001 Road Record: 8-8
Final 2000 Record: 44-15
All-Time Record: 1,888-752-1
Head Coach: Pat Murphy (263-139-1)

NCAA National Champions 1965 • 1967 • 1969 • 1977 • 1981

2001 Schedule and Results

(31-16-1, 9-9 Pac-10)

DATE	OPPONENT	RESULT/TIME
Jan. 26	Texas-Arlington	L, 5-3
Jan. 27	Texas-Arlington	Rained Out
Jan. 28	Texas-Arlington	Rained Out
Feb. 1	Southern Utah	W, 18-8
Feb. 2	Southern Utah	W, 10-2
Feb. 3	Southern Utah	W, 11-2
Feb. 4	Southern Utah	W, 6-5
Feb. 9	Duke (R) (TV)	W, 8-1
Feb. 10	Duke (DH) (TV)	W, 12-5/9-0
Feb. 11	Duke (R)	W, 11-3
Feb. 13	New Mexico State	W, 16-2
Feb. 16	Creighton (R)	W, 23-1
Feb. 17	Creighton	W, 15-2
Feb. 17	St. Mary's	L, 6-4
Feb. 18	Creighton (R)	W, 14-4
Feb. 23	at Cal State Fullerton (R)	W, 5-3
Feb. 24	at Cal State Fullerton (R)	Rained Out
Feb. 25	at Cal State Fullerton (R)	Rained Out
Mar. 2	LSU (R) (TV)	L, 12-11
Mar. 3	LSU (TV)	L, 15-7
Mar. 4	LSU (R) (TV)	T, 5-5
Mar. 6	Oral Roberts (R)	W, 17-3
Mar. 7	Oral Roberts	Rained Out
Mar. 9	South Florida	W, 16-5
Mar. 10	South Florida	W, 10-3
Mar. 11	South Florida (R)	W, 12-4
Mar. 16	at California* (R)	W, 7-4
Mar. 17	at California* (R)	W, 4-2
Mar. 18	at California* (R)	L, 5-17
Mar. 24	at Oregon State* (R)	W, 10-2
Mar. 25	at Oregon State* (R)	L, 1-4
Mar. 26	at Oregon State* (R)	L, 2-12
Mar. 30	Stanford* (R) (TV)	L, 2-6
Mar. 31	Stanford*	L, 2-5
Apr. 1	Stanford* (R)	W, 6-5
Apr. 6	at USC* (R)	L, 2-11
Apr. 7	at USC* (R)	L, 1-5
Apr. 8	at USC* (R)	W, 11-1
Apr. 9	at Cal State Fullerton	L, 6-13
Apr. 12	Washington State* (TV)	L, 1-2
Apr. 13	Washington State* (R)	W, 4-3
Apr. 14	Washington State* (R)	W, 14-4
Apr. 17	at New Mexico State	L, 13-16
Apr. 18	at Oklahoma	W, 5-3 (11)
Apr. 19	at Oral Roberts	W, 5-2 (11)
Apr. 23	Gonzaga	W, 7-6
Apr. 24	Gonzaga	W, 9-1
Apr. 27	Arizona* (R)	W, 7-4
Apr. 28	Arizona* (R) (Fox)	L, 1-3
Apr. 29	Arizona* (R) (TV)	W, 6-5 (11)
May 1	at #19 Tennessee	L, 5-9 (10)
May 2	at #19 Tennessee	W, 15-1
May 12	at Washington* (R)	1:00 p.m.
May 13	at Washington* (R)	1:00 p.m.
May 14	at Washington* (R)	1:00 p.m.
May 16	at Nevada	3:00 p.m.
May 18	UCLA* (R)	7:00 p.m.
May 19	UCLA* (R) (TV)	7:00 p.m.
May 20	UCLA* (R) (TV)	1:00 p.m.
May 24-27	NCAA Regionals	TBA
June 1-3	NCAA Super Regionals	TBA
June 8-16	College World Series	Omaha, Neb.

* Pacific-10 Conference game
(R) denotes Radio broadcast on XTRA 910 AM
(TV) denotes TV game on Cox Communications
All times are local to site and subject to change.

And Down The Stretch They Come! Sun Devil Baseball Looks For Strong Finish With NCAA Tournament Looming.

What's On Tap:

After taking the weekend off to study for final exams, the No. 19 Arizona State Sun Devil baseball team takes to the road to return to Pac-10 action with a three-game series at Washington. ASU and the Huskies will battle in three games on the shores of Lake Washington will all games scheduled to start at 1 p.m. The Sun Devils (31-16-1) have won nine of their last 12 games and are coming off a midweek split vs. then-No. 19 Tennessee in Knoxville. ASU has not played a game since May 2. Leading the Pac-10 in hitting at .332, the Sun Devils face a crucial stretch of games as the 2001 season nears the end and the NCAA Tournament looms large. With an estimated RPI in the top 25 and one of the toughest non-conference schedules in the nation, ASU is very much a contender to receive a regional berth when they are announced May 21 on ESPN. At 9-9 in league play, the Sun Devils are tied for fourth place with Oregon State and have six remaining conference games left. Washington stands at 7-11 in league play after taking two of three from OSU last weekend at home. They are in the midst of a lengthy 10-game homestand. The Sun Devils will start reigning Pac-10 Pitcher of the Week Mike Esposito (4-2, 3.64) on Saturday, LHP Jon Switzer (4-4, 3.86) on Sunday and senior RHP Eric Doble (1-2, 5.96) will start Monday. ASU will travel to Reno, Nev., to play a single contest vs. Nevada on Wednesday, May 16.



Washington Huskies (28-16, 7-11 Pac-10)

Husky Ballpark (2,000) • Seattle, Washington

Saturday, May 12, 1 p.m. (Radio)

Mike Esposito (4-2, 3.64) vs. Shawn Kohn (6-1, 1.74)

Sunday, May 13, 1 p.m. (Radio)

Jon Switzer (4-4, 3.86) vs. Sean White (3-2, 4.78)

Monday, May 14, 1 p.m. (Radio)

Eric Doble (1-2, 5.96) vs. Zack Daniels (4-1, 3.72)

* Probable Pitchers/times are Pacific Standard Time

The All-Time Series With The Huskies:

Despite being longtime Pac-10 rivals in several other sports, the Sun Devils and Huskies have met only nine prior times to this weekend's series in Seattle. ASU holds a 6-3 advantage in the series, dating back to 1998 when the two teams met in Seattle. ASU lost two, one-run games that week in 1998, but have since taken four of the last six. The Sun Devils swept the only meeting between the two school in Tempe last year. The Devils outscored Washington 55-12, winning the games 25-5, 17-5 and 13-2.

The Record Is In The Books. ASU Has Scored In 365 Straight Games:

The Arizona State baseball program made history on April 7 when they scored at least one run in its 350th consecutive game. The Devils broke the 12-year-old record in a 5-1 loss to USC exactly six years to the day when they were last shut out. ASU was shut out 9-0 on April 7, 1995 at Dedeaux Field. The one run scored in the 3-1 loss to Arizona on April 28 marked only the ninth time during the streak that ASU has scored only one run. The record is still in tact at 365 straight games after scoring in each of ASU's games vs. Tennessee. ASU was neck-in-neck with Wichita State who was not shutout in 332 games, but when the Shockers fell 1-0 vs. Louisiana-Lafayette ASU took over the national lead. Coastal Carolina held the record at 349 games set from 1983-1989. ASU also had a stretch of 278 games without being shut out from 1990 to 1994, meaning the program has only been limited to no runs three times dating back to 1990.

The National Rankings And RPI:

The Sun Devils are ranked 20th by *Baseball America*, 16th by Collegiate Baseball and 15th in the *Baseball Weekly/ESPN* Coaches poll. ASU has now been ranked in the top 20 for 27 consecutive weeks in at least one of the three college baseball polls. After going 1-3 last week and being swept at home by SEC rival Georgia, Tennessee fell from eight spots in the Baseball America poll to its current ranking of No. 22. The Volunteers are also ranked 19th in both the Collegiate Baseball poll and the *Baseball Weekly/ESPN* Coaches poll. ASU is 8-8-1 this year when playing a team that is currently ranked and have faced one of the toughest schedules in the nation having played 13 games against teams that have appeared in *Baseball America's* top 12 (LSU/USC/CSUF/STAN/TENN). ASU is currently ranked 23rd in the weekly RPI ratings by www.boydsworld.com and have the 14th toughest schedule in the nation.



ARIZONA STATE UNIVERSITY

May 12-14, 2001 • Arizona State-Washington Series

Sun Devil Baseball 2001

2001 National Polls

Baseball America

1. Nebraska
2. Cal State Fullerton
3. Miami, Fla.
4. Notre Dame
5. USC
6. Tulane
7. Stanford
8. Central Florida
9. LSU
10. East Carolina
11. Rice
12. Georgia
13. Georgia Tech
14. Pepperdine
15. Florida State
16. Tennessee
17. Clemson
18. Baylor
19. Arizona State
20. Stetson
21. South Alabama
22. Mississippi
23. Wake Forest
24. South Carolina
25. UC Santa Barbara

Baseball Weekly/ESPN

1. Miami, Fla.
2. Nebraska
3. USC
4. Cal State Fullerton
5. Notre Dame
6. Stanford
7. LSU
8. Tulane
9. Rice
10. Georgia Tech
11. Florida State
12. East Carolina
13. Central Florida
14. Tennessee
15. South Carolina
16. Clemson
17. Baylor
18. Georgia
19. Arizona State
20. Stetson
21. South Alabama
22. Pepperdine
23. Mississippi
24. Wake Forest
25. Ohio State

Collegiate Baseball

1. Cal State Fullerton
2. Notre Dame
3. USC
4. Miami, Fla.
5. Nebraska
6. Stanford
7. Florida State
8. LSU
9. East Carolina
10. Tulane
11. Georgia
12. Rice
13. Clemson
14. Georgia Tech
15. Arizona State
16. Tennessee
17. Pepperdine
18. Central Florida
19. Stetson
20. Mississippi
21. South Carolina
22. Baylor
23. UC Santa Barbara
24. Wake Forest
25. Texas Tech

Bold = 2001 ASU Opponent

Casey Myers Reached 300, Now Eyes 283 Career RBI:

One of the hottest and best hitters in college baseball and making a name for himself as one of the best Sun Devils to ever wear the Maroon and Gold, Casey Myers recently became only the third Sun Devil in history to pass 300 hits in a career. With 303, he is now just has 19 hits short of the school record of 322 set by Clay Westlake (1973-76). Myers is a career .389 hitter in Tempe (303x779) in 209 career games. Myers recorded his 300th career hit in his 200th career start. The senior All-American catcher is also chasing the Pac-10 and ASU career RBI record of 283 set by former Sun Devil Andrew Beinbrink (1996-99). After tabbing six RBI in the two games at Tennessee, Myers is now just 21 short of the record with 268 in his career and 62 this year. He passed former Stanford Cardinal standout John Gall (263) to move into second place in Pac-10 history. Myers is also ranked sixth with 38 career home run, tied for fourth with a .389 career batting average, fifth with 478 total bases, fourth with 61 doubles and sixth with 779 career at-bats. Myers has recorded 27 multi-hit games in 2001 and has 93 in his career.

Media Exposure:

All three games of the Washington-ASU Pac-10 baseball series can be heard over the airwaves in the Phoenix Metropolitan area on XTRA 910 AM. Interested listeners can also point their internet browser to www.TheSunDevils.com to catch all the play-by-play. The games will not be able for the usual Live Stats feature due to the unavailability of a phone line in the Washington Press Box. Tim Healey, the voice of ASU Athletics, will bring you all the play-by-play, while ASU historian Bob Eger will provide color commentary. Monday's can be picked up via Satellite on Fox Sports Northwest. Tod Pickett and former major league pitcher Bill Krueger will handle the play-by-play duties.

Rod Allen Is "DANGER"ous:

Despite a recent 0-for-9 slump, Freshman left fielder Rod Allen has quickly making a name for himself in his rookie campaign at the collegiate level. A legitimate candidate for Pac-10 Freshman of the Year and Freshman All-American status, is hitting .396 with four home runs, 12 doubles, a triple and 39 RBI. He is currently ranked fifth in the Pac-10 in hitting and has recorded a hit in 31 of 40 games this year. Over his last 10 games he is a .341 hitter (14x41).

Offensive Powerhouse ASU Tops In Scoring in NCAA Last Two Years:

Arizona State has led the NCAA in scoring each of the last two years, averaging 11.32 runs per game in 1999 and 10.97 runs per game last year. ASU also led the nation in batting average with a team total of .356 in 1999. The Sun Devils .346 average in 2000 fell just percentage points shy of matching that feat a second year in a row, trailing Stony Brook by one point. ASU out-hit Stony Brook 738-500. During Pat Murphy's seven seasons in Tempe, the Sun Devils have been a scoring machine with 3,748 runs, averaging 9.30 runs per game. 2001 has been no different for ASU, averaging 8.27 runs per game and leading the Pac-10 in hitting with a .332 team batting average.

Murphy Chasing 100 Pac-10 Victories:

ASU head coach Pat Murphy has posted an impressive 263-139-1 record during his six-plus seasons in Tempe. With two wins vs. Arizona last weekend he now has recorded 99 Pac-10 wins during that time and is within one of reaching the 100-win plateau in conference games. The Sun Devils won their first Pac-10 Championship under Murphy last year with a 17-7 record in league play and are 9-9 in 2001. During his tenure in Tempe, Murphy's teams have dominated Arizona with a 25-14 record, including a stretch being victorious in seven of the last nine games vs. the Cats. Murphy has never lost a Pac-10 series to his rivals from the South.

ARIZONA STATE BASEBALL PROBABLE STARTING LINEUP

#19 Arizona State University vs. University of Washington

Batting Order	No.	Name (B/T)	Pos	Ht	Wt	Yr	2001 Stats
1	39	Nick Walsh (L/R)	DH/RF	5-7	175	Fr.	.333/20 H/16 R/1 HR/13 RBI/3 GW Hits
or	6	Mel Stocker (S/R)	RF	5-9	160	Jr.	.252/26 H/30 R/3 2B/1 3B/15 RBI/18-20 SB
2	3	Chris Duffy (S/L)	CF	5-10	177	Jr.	.365/57 H/33 R/4 2B/2 3B/1 HR/22 RBI
3	22	Casey Myers (R/R)	C	6-0	215	Sr.	.417/78 H/45 R/14 2B/6 HR/62 RBI
4	10	Rod Allen (R/R)	LF	6-1	200	Fr.	.396/55 H/32 R/12 2B/1 3B/4 HR/39 RBI
5	4	Mike Lopez (R/R)	3B/DH	5-10	200	Sr.	.349/52 H/40 R/17 2B/3 HR/45 RBI
6	15	Brooks Conrad (S/R)	2B/1B	5-11	185	Jr.	.284/50 H/40 R/12 2B/3 3B/3 HR/34 RBI
or	7	Jonah Martin (R/R)	LF/RF	5-9	176	Sr.	.323/31 H/35 R/5 2B/1 3B/17 RBI/.488 OB%
7	20	Jeff Phelps (R/R)	1B/DH	6-0	195	Sr.	.298/45 H/18 R/15 2B/1 3B/1 HR/22 RBI
8	8	Jeremy West (R/R)	1B/DH	5-11	189	Fr.	.316/43 H/34 R/8 2B/4 3B/6 HR/33 RBI
9	5	Dennis Wyrick (R/R)	SS	6-1	219	So.	.336/46 H/22 R/7 2B/23 RBI
or	19	Steve Garrabrants (R/R)	LF/2B	5-10	160	Fr.	.311/42 H/30 R/5 2B/5 3B/22 RBI/16 SB

Probable Starting Rotation vs. Washington:

Day	No.	Name (B/T)	Pos	Ht	Wt	Yr	2001 Stats
5/12	23	Mike Esposito (R/R)	RHP	6-0	190	RS-Fr.	4-2, 3.64 ERA, 54.1 IP, 10 GS, 22 ER, 51 K
5/13	55	Jon Switzer (L/L)	LHP	6-2	195	Jr.	4-4, 3.86 ERA, 84.0 IP, 15 GS, 36 ER, 105 K's
5/14	25	Eric Doble (R/R)	RHP	6-1	180	Sr.	1-2, 5.96 ERA, 22.2 IP, 2 GS, 15 ER, 29 K's

*Rotation/Starting Lineup Subject to Change



Sun Devil Baseball 2001

Hitting Report:

At the plate the Sun Devils lead the Pac-10 in hitting with a .332 batting average... the Sun Devils are averaging 8.27 runs per game to also rank first in the Pac-10... Casey Myers leads the team with a .417 batting average... the Sun Devils have hit 25 home runs, 13 of which have been solo shots and 10 of them are two-run home runs... Mike Lopez and Myers lead the team with 20 extra base hits each... as a team ASU is hitting only .280 in Pac-10 play, but their opponents are being limited to a .275 clip in league action... ASU hit .329 with 20 runs scored in the two games at then-No. 19 Tennessee... over the last five games ASU is hitting .282 with six doubles and three home runs... over the last 10 games ASU is hitting .314... when scoring over 10 runs, ASU is 16-2 on the year... when ASU scores first they are 24-7-1... the squad has combined for 167 multi-hit games, with 48 of those being three-hit affairs and five being four-hit affairs... ASU has torn up non-conference opponents for a .359 batting average.

Pitching Report:

The Sun Devil pitching staff is currently sporting a 4.46 over-all ERA... the starters have been very impressive with a 18-12 record and a 4.10 ERA... Mike Esposito has come on strong as of late with a 3.47 ERA in his 10 starts... the bullpen has a 4.86 ERA and a 13-4 record in 47 appearances this year... ASU also has seven saves, led by Bryce Kartler's three... in non-conference action the pitchers' have combined for a 4.15 ERA with opposing batters hitting only .255... in Pac-10 play ASU has a 5.00 ERA with opposing batters hitting .275... senior relief pitcher Drew Friedberg leads the team with an overall 2.08 ERA and has been solid in league play with a 1.53 ERA against Pac-10 opponents... over the last five games ASU has maintained a 3.99 team ERA while holding opposing hitters to a .276 average.

The Best Freshmen Class Ever?:

The freshman class of 2001 was ranked as the No. 1 recruiting class in the nation and have lived up to that billing with a phenomenal coming out party. Dubbed the "Packard Pups," Rod Allen, Jeremy West, Steve Garrabrants, Aaron Klusman, Nick Walsh, Ryan Schroyer, Eric Keefner and Ryan McKenna are the future of this program who are making huge contributions immediately. Allen is fourth in the Pac-10 in hitting at .396 and is bidding to record the best statistical year for a freshman in ASU history. No freshman, not even Barry Bonds, Reggie Jackson, Alvin Davis, Bob Horner or Willie Bloomquist ever hit over .400 in their rookie campaigns in Tempe. Through 48 games Allen has been hovering around and above .400 for most of the year. Garrabrants is hitting a solid .311 and according to ASU records has already tied the freshman record with 16 stolen bases. Jeremy West is tied for the team lead with six home runs, ranking fifth of all ASU freshman behind Bond's 11 back in 1983. Casey Myers was the last freshman to enjoy great numbers in his first year in Tempe, recording a believed freshman batting average record of .386 with eight home runs and 58 RBI in 1998 when ASU advanced to the College World Series. On the mound, true freshman Ryan Schroyer has started seven games and posted a 6.59 ERA. Redshirt Aaron Klusman is second on the team with a 3.23 ERA and has struck out 45 batters in 30.2 innings.

Career Stats vs. Arizona:

Since 1998, Arizona State is 6-3 vs. the Huskies. ASU swept the Huskies last year by outscoring them 55-12 in a three-game Pac-10 series in Tempe. The Sun Devils lead the all-time series 6-3 and are 5-1 since starting Pac-10 play against them in 1999. Second baseman Brooks Conrad carried the hot bat vs. UW last year, going 9-for-15 (.600) with 12 RBI.

Career Hitting Statistics vs. Washington Since 1998:

Player	Avg.	G	AB	R	H	2B	3B	HR	RBI
Lopez	.500	1	4	2	2	1	0	0	2
Wyrick	.250	3	12	1	3	0	0	0	1
Stocker	.375	3	12	2	4	1	0	0	1
Martin	.333	3	12	2	4	1	0	0	1
Conrad	.556	5	18	8	10	3	1	1	12
Phelps	.222	8	27	5	6	2	1	1	5
Myers	.400	6	25	11	10	2	0	2	8
Team	.348	9	328	100	114	22	4	17	94

Career Pitching Statistics vs. Washington Since 1998:

Player	ERA	W-L-S	App	GS	IP	H	R	ER	SO
Doble	0.00	0-0-1	3	0	3.2	3	1	0	3
Kartler	9.00	0-0-1	1	0	4.0	7	5	4	9
Pezely	0.00	1-0-0	1	0	5.0	1	1	0	10
Liebeck	1.80	1-0-0	1	1	5.0	4	1	1	3
Switzer	0.84	2-0-0	3	1	10.2	6	1	1	9
Team	5.67	6-3-3	9	9	54.0	95	56	53	82

Offensive Breakdown:

Overall: .332 (566x1706)
vs. LHP: .319 **vs. RHP:** .338
w/Runners in Scoring Position: .343
w/Bases Empty: .329 **w/Bases Loaded:** .321
w/Two Outs: .301 **2-Out RBI:** 123
In A Win: .366, 17 HR and 293 RBI
In A Loss: .264, 7 HR and 187 RBI

Pitching Breakdown:

Overall: 31-16, 4.46, 429.2 IP, .263 BA
Starters: 18-12, 4.10, 224.0 IP, 229 SO
Bullpen: 13-4, 4.86, 7 S, 205.2 IP, 228 SO
vs. Righties: .258 **vs. Lefties:** .273
w/Runners On: .271 **w/Bases Empty:** .254
In A Win: 2.68 ERA, 310 K's, .225 Opp/BA
In A Loss: 8.10 ERA, 140 K's, .327 Opp/BA

Current Streaks

Current Streak: Won 1
 Last 5 Games: 3-2
 Last 10 Games: 6-4
 Last 15 Games: 10-5

Last Year vs. UW

- ASU Swept Series
- ASU hit .438 in series
- Outscored UW 55-12
- Conrad 9x15 vs. UW with 12 RBI in 3 games.

This Is Sun Devil Baseball...

- Casey Myers has been a run-producing machine in 2001 with 62 on the year, and with 268 in his career needs just 15 RBI to match the ASU and Pac-10 career record of 283. Myers has hits in 38 of ASU's 48 games, including 27 multi-hit affairs.

- The Sun Devil baseball program has finished ranked in the top 12 in the nation in three of the past four seasons; a feat matched by only six other college programs during that time. They have been ranked in the top 20 in the nation for 28 consecutive weeks.

- ASU has had four Academic All-Americans in the last two years, more than any other college baseball program in the nation.

- ASU has played 13 games against teams that have appeared in the top 10 this season, going 4-8-1 in those games. ASU has played more games against top 10 schools than any other program in the nation.

- ASU's 10 stolen bases vs. Southern Utah (2/1) set a school record breaking the old record of nine set in 1982. Mel Stocker had four that game to tie a school record. On the year ASU has 76 stolen bases.

- Myers is leading the team with a .471 batting average, good for second in the Pac-10.

- Head coach Pat Murphy needs just one win this weekend to reach 100 Pac-10 wins for his career at ASU.

- Mike Esposito and Mike Lopez have been honored as Pac-10 Players of the Week in successive weeks.

- Esposito made his 10th start of the year vs. Tennessee. Ironically the game had been planned to be Esposito's comeback date after having off-season Tommy John surgery.

- Nick Walsh is one of the hottest Devils as of late with eight hits in his last three games for a .533 average. He is batting .333 on the year.

ASU Players of the Week

Jon Switzer 2/05/01 (CB)
 Jon Switzer 2/06/01 (NCBWA)
 Mike Lopez 5/01/01 (Pac-10)
 Mike Esposito ... 5/07/01 (Pac-10)



Sun Devil Baseball 2001

Games With At Least One Hit

Allen	31 of 40 games
Conrad	36 of 48 games
Duffy	33 of 39 games
Garrabrants	24 of 37 games
Lopez	29 of 46 games
Martin	22 of 37 games
McKenna	5 of 17 games
Myers	38 of 48 games
Phelps	26 of 40 games
Stocker	18 of 35 games
Walsh	13 of 30 games
West	25 of 45 games
Wyrick	28 of 41 games

Games With An RBI

Allen	21 of 40 games
Conrad	20 of 48 games
Duffy	17 of 39 games
Garrabrants	15 of 38 games
Lopez	24 of 46 games
Martin	12 of 37 games
Myers	32 of 48 games
Phelps	12 of 39 games
Stocker	9 of 35 games
West	22 of 45 games
Wyrick	15 of 41 games

Extra Base Hits

Lopez	20
Myers	20
West	18
Conrad	18
Phelps	17
Allen	17
Garrabrants	10
Wyrick	7
Duffy	7
Martin	6
Stocker	4
Walsh	4

Home Run Breakdown

Total Home Runs	25
Solo Home Runs	13
2-Run Home Runs	10
3-Run Home Runs	1
Grand Slams	1
First Inning	2
Second Inning	2
Third Inning	2
Fourth Inning	3
Fifth Inning	5
Sixth Inning	0
Seventh Inning	5
Eighth Inning	6
Ninth Inning	0



Memorable Moments in 2001:

- Down 3-2 in the top of the seventh, pinch-hitter Nick Walsh delivers a two-out, two-run single through the left side of the infield to help lift the Sun Devils to a 5-3 win over then No. 18 Cal State Fullerton (2/23)
- Jon Switzer strikes out 13 of the 16 batters he faces vs. Southern Utah en route to a 10-2 win over the Thunderbirds. He struck out eight consecutive in that game to rank second in the ASU record books and as a team ASU fanned 22 SUU batters to also rank second in the record books. (2/2)
- Mel Stocker steals home and makes great diving catch in right field vs. Oregon State (3/24)
- Mike Lopez goes 4-for-5 with three doubles and seven RBI in a 14-4 win over Creighton (2/18)
- Down 2-1 in the top of the ninth, Walsh comes through again with another two-out, two-run single to help lead ASU to a 4-2 come-from-behind win at Cal. Walsh grew up near Oakland (3/17).
- In possibly the weirdest and best play of 2001, second baseman Brooks Conrad slipped on his way to catch a pop fly, but on his way to the turf cleverly kicked the ball up into the air while on his back where right fielder Jonah Martin then snagged the ball to record the third out of the inning. With ASU leading 2-0 at the time, the hit would have tied the game scoring two runs for OSU (3/26).
- ASU snaps a four-game losing streak by defeating No. 1 Stanford 6-5 in a total team effort. (4/1)
- ASU breaks an NCAA record with a run on April 7, 2001. The 5-1 loss vs. USC broke the NCAA record having not been shutout in 350 consecutive games. The streak is currently at 355 games. (4/7)
- Nick Walsh records third game-winning hit of 2001 with first career home run in seventh inning to help defeat Washington State 4-3 (4/13).
- Aaron Klusman comes out of bullpen to strike out 10 in career high six innings. ASU goes on to defeat Cougars 14-4 in recording season-high 22 hits. It was Klusman's first career win. (4/14)
- Winning back-to-back 11-inning games at Oklahoma and Oral Roberts. (4/18-19)
- Winning series vs. Arizona by scoring to in ninth to tie and one in 11th on sacrifice fly from Lopez.

Torres Still Ranks High in NCAA With 11 Wins

Junior college transfer Andy Torres not only leads ASU with 11 wins, but is also among the national leaders in the NCAA. Tied for eighth in the NCAA, Torres is 11-3 on the year with one save. Posting an impressive 3.97 overall ERA, Torres has really shined for ASU since moving to the bullpen. As a relief pitcher this year the crafty right-hander is 5-0 with a 2.84 ERA in 12 appearances out of the bullpen. He has struck out 35 in 31.2 innings out of the bullpen. Overall Torres has made a team-high 21 appearances, with nine coming as starts, and has struck out 67 batters in 77.0 innings. He picked up wins in both of ASU's extra inning games at Oklahoma and Oral Roberts. Torres came to Arizona State from East Los Angeles Junior College where he was 11-3 with a 2.19 ERA.

Lopez Still Hot After Being Named Pac-10 Player of the Week:

One week after being named the Pac-10 Player of the Week, Sun Devil senior third baseman **Mike Lopez** remains one of the hottest hitters in the ASU lineup. Lopez, from Phoenix, Ariz., hit .500 over five games last week vs. Gonzaga and Arizona to help earn his first Pac-10 POW award. Lopez is currently hitting .349 on the season and is currently riding a seven-game hitting streak. During the seven-game streak, Lopez is hitting .480 while going 12-for-25. He has also been one of ASU's best hitters this season with a .379 average with runners in scoring position. His 17 doubles rank second in the Pac-10.

Esposito Named Pac-10 Pitcher of the Week:

Arizona State freshman starting pitcher **Mike Esposito** has been named the Pac-10 Baseball Pitcher of the Week for April 30-May 7, Commissioner Tom Hansen announced today from Walnut Creek, Calif. Esposito, a redshirt freshman from Las Vegas, earned the win in ASU's 15-1 route of then No. 19 Tennessee. The hard-throwing right-hander threw six shutout innings at the Volunteers, striking out six and allowing only two infield singles. The start for Esposito vs. Tennessee, who is coming off Tommy John surgery last March, was his 10th in 2001, but it was ironically scheduled to be his initial return from the arm injury. The fifth round draft choice of the Cincinnati Reds in 1999 is now 4-2 on the year with a 3.64 ERA. In his 10 starts this year Esposito has a 3.47 ERA with opposing hitters batting only .257 off of him. He has struck out six batters in six of his last eight starts. He is scheduled to start Saturday's series opener vs. the University of Washington Huskies.

42 Years of Sun Devil Baseball Tradition:

While the history of baseball at Arizona State University goes back all the way to the early 1900's, the school officially began sponsoring varsity baseball in 1959. In 42-plus years of varsity baseball at Arizona State, the program has built a legacy matched by few in the college baseball world. With a 1,888-752-1 all-time record, Arizona State has recorded winning seasons in all but one year, advanced to the College World Series 18 times, won five national championships, won six Pac-10 titles, produced 13 Players of the Year and three Golden Spikes Award winners, and has gone to the NCAA Tournament 24 times. Under current head coach Pat Murphy, the Sun Devils have finished in the top 12 in three of the last four years and finished second in the nation in 1998. They have been ranked in the top 20 since the start of the 2000 season.

Recruiting Class Draws Rave Reviews:

The recruiting class that makes up the freshman class on the diamond this spring was rated as the top class of recruits in the nation by *Baseball America*. Highlighted by seven players who were selected in the annual Major League Draft, the group includes several players who are expected to contribute immediately. The recruiting class was also ranked third in the nation by *Collegiate Baseball*. The class has definitely lived up to its large billing, having several players in contention for Freshman All-America honors.



Sun Devil Baseball 2001

Inside the Numbers

3	Number of times in the last four years that ASU has finished in the top 12 in the nation.
5	National Championships won by the Sun Devils since 1959.
6	Preseason Top 25 Teams ASU will face in 2001.
13	Number of games the Sun Devils have played this year vs. teams who were at one point ranked in the top 10.
14	Number of Returning Letterwinners from the 2000 club.
18	Times the Sun Devils have participated in the College World Series.
16	Number of RBI Casey Myers needs to break the Pac-10 and ASU school career record.
18	Number of home runs hit over the Green Moster in center field, last by Brooks Conrad in 2000.
75	Number of former Sun Devils who have played in the Major Leagues.
263	Number of Wins Coach Murphy has in his Arizona State career.
1,888	Number of wins in Arizona State varsity baseball history since 1959.

Sun Devils in the Polls

	BA	BW	CB
PS	6	6	6
2/5	6	6	6
2/12	5	4	6
2/19	5	4	6
2/26	3	3	6
3/5	8	8	6
3/12	6	4	4
3/19	5	3	3
3/26	6	4	4
4/2	10	6	9
4/9	15	12	16
4/16	15	14	17
4/23	20	16	19
4/30	20	15	16
5/7	19	19	15

Casey Myers An All-American On The Field And In The Classroom:

One of the best hitters in college baseball, Casey Myers, has not disappointed in living up to that title this year. Recording hits in 38 of his 48 games this year, plus 27 multi-hit games, Myers is leading the team and second in the Pac-10 with a .417 batting average. He also ranks 24th in the NCAA in batting and is 15th with 1.29 RBI per game. He has 16 doubles, six home runs and 62 RBI. Myers is hitting .369 in Pac-10 play and is a .412 hitter over the last 15 games. Myers already has 62 RBI on the year to place second in the Pac-10 and is quickly approaching the school and Pac-10 career record. With 268 in his four-year career, he is just 16 short of breaking both records set by former Sun Devil Andrew Beinbrink. He moved into second place in the Pac-10 record books last week vs. Tennessee, passing former Stanford standout John Gall who had 263 RBI from 1997-2000. Dating back to the start of 2000, Myers is hitting .414 (176x425) with 158 RBI and 24 home runs in 107 combined games. Myers is quickly reminding players why he is one of the best players in all of college baseball. A legitimate candidate for Player of the Year honors. Myers, who hit .412 last year and was a finalist for the National Player of the Year award, is now within one of second place in the ASU record books for career RBI. Behind the plate Myers has been instrumental in the success of the ASU pitching staff, calling all the pitches. Myers needs 33 more RBI to rank among the top seven run-producers in college baseball history; a list that includes Robin Ventura, Joe Carter and Pete Incaviglia. Defensively, the 2000 *Collegiate Baseball* Defensive Player of the Year has also been solid, carrying a .991 fielding percentage into this weekend's action. In addition to his 27 multi-hit games this year, he has 93 in his career, including 38, three-hit games. He hit 18 home runs (second on the team) behind teammate Mitch Jones last year and now has 38 in his career to tie for sixth in school history. The school record is 56 set by Bob Horner. Myers has also done an excellent job behind the plate as well, calling the pitches himself and making the pitching staff step up to the next level. For the second year in a row is on the Johnny Bench Cather of the Year Watch List. He has been named conference player of the week three times during his career at ASU. He reached base safely (hit, walk, HBP) in 54 of 59 games in '00. Myers led the squad in multiple-hit games (31) and multi-RBI games (29). His multi-hit games included three, four-hit affairs. He hit safely in 50 of 59 games. Myers was clutch with 26 two-out RBI and hit .417 with the bases loaded. He hit .466 (48x103) with runners in scoring position and .459 with runners on base. Myers finished his junior campaign ranked 30th in the nation in batting average (.412), third in RBI (97), and 35th in home runs (.31 per game). Myers recently became only the third Sun Devil in history to surpass 300 hits in a career and is now just 19 off the school record of 322.



More On Myers: As asset for the program throughout his career in Tempe, Myers has also been stellar in the classroom. The math whiz that scored a perfect 800 on the math portion of the SAT out of high school, Myers has maintained a near-perfect GPA as a math/accounting major at ASU. He was an Academic All-American in 1999 and 2000, and received college baseball's highest academic honor last year when he was named the GTE/CoSida Academic All-American of the Year. In addition to being named the Academic All-American of the Year, All-American and Pac-10 Player of the Year in 2000, Myers was also named the *Collegiate Baseball* National Defensive Player of the Year with a .996 fielding percentage. In November, Myers was named the top amateur athlete in the state of Arizona by the March of Dimes. Myers is once again a candidate for Pac-10 Player of the Year and has been nominated for Academic All-America honors.

Casey Myers in the Record Books.....

Pac-10 Career RBI

1. Andrew Beinbrink, ASU (1996-99)	283
2. Casey Myers, ASU (1998-P)	268
3. John Gall, Stanford (1997-2000)	263
4. Paul Carey, Stanford (1987-90)	220
5. Eric Valent, UCLA (1996-98)	219

ASU Career RBI

1. Andrew Beinbrink (1996-99)	283
2. Casey Myers (1998-P)	268
3. Clay Westlake (1973-76)	250
4. Bob Horner (1976-78)	229

ASU Career Batting Average

1. Kevin Romine (1981-82)	408
2. Hubie Brooks (1977-78)	396
3. Willie Bloomquist (1997-99)	394
t4. Casey Myers (1998-P)	389

Career statistics for: Casey Myers

Year	AVG	GP-GS	AB	R	H	2B	3B	HR	RBI	BB	SO	SB-ATT
1998386	51-48	184	35	71	17	0	8	58	20	36	1-1
1999329	51-46	170	39	56	11	0	6	51	25	24	1-4
2000412	59-59	238	71	98	19	0	18	97	34	24	4-5
2001417	48-48	187	45	78	14	0	6	62	29	15	2-3
TOTALS ..	.389	209-201	769	190	303	61	0	38	268	108	99	8-13

Myers' Honors and Awards

1998

NCBWA 3rd Team All-American
Sporting News Freshman All-American
Collegiate Baseball Freshman All-American

1999

GTE/CoSida Academic All-American
First-Team Pac-10 All-Academic

2000

First-Team All-American
-Sporting News, NCBWA
Second-Team All-American
-Baseball America, Collegiate Baseball
Pac-10 Player of the Year
Pac-10 All-Academic
Academic All-American of the Year
Baseball America Player of the Year Candidate
Johnny Bench Catcher of the Year Finalist
Collegiate Baseball Defensive Player of the Year

2001

Preseason All-American (CB, BA, NCBWA)
Street & Smith's All-Americans
Dick Howser Award Semifinalist



Sun Devil Baseball 2001

How ASU Ranks In the Pac-10

Team Offensive Rankings:

Avg.	332	1st
Runs Scored	397	1st
Doubles	107	1st
Total Bases	784	4th
Walks	251	1st
Hits	566	2nd
HBP	76	1st
OB %432	1st
RBI	361	1st
Home Runs	25	9th

Team Pitching Rankings:

ERA	4.46	4th
SO	457	2nd
Saves	7	7th
Pick Offs	14	1st
Runs Allowed	245	3rd
ER Allowed	213	4th
Walks	184	6th
HR Allowed	32	3rd

Pac-10 Individual Rankings

Casey Myers

Batting Avg417	2nd
Slugging %588	5th
On base %489	3rd
Runs	45	6th
Hits	78	3rd
RBI	62	2nd
Total Bases	110	9th
Sac Flies	9	1st

Rod Allen

Batting Avg395	5th
Slugging %583	6th

Jeff Phelps

Doubles	15	t-5th
---------------	----	-------

Mike Lopez

Doubles	17	t-2nd
---------------	----	-------

Jon Switzer

Batters SO	105	2nd
Opp Avg.255	10th
Games Started	15	t-1st

Mike Esposito

Opp Avg.251	8th
---------------	------	-----

Bryce Kartler

Pickoffs	3	t-4th
----------------	---	-------

Stats are through May 5, 2001

Rankings are as of May 6, 2001

How ASU Ranks In the NCAA

NCAA Individual Rankings

Casey Myers:

RBI Per Game	1.29	15th
Batting Average417	24th

Andy Torres

Wins	11	t-8th
------------	----	-------

Jon Switzer

K's Per Game	11.30	18th
--------------------	-------	------

NCAA Team Rankings

Hitting332	12th
---------------	------	------

Around the Pac-10

2001 Pac-10 Records:

Team	Overall	Pac-10
USC	33-16	13-5
Stanford	36-13	12-6
California	31-23	14-10
Arizona State	31-16-1	9-9
Oregon State	29-20	9-9
Arizona	29-21	8-10
Washington	28-16	7-11
UCLA	26-23	6-12
Washington St.	15-32	6-12

**Through May 8, 2001*

This Week In The Pac-10:

Mon., May 7

CALIFORNIA at Saint Mary's, 3 p.m.

Tue., May 8

Cal Poly at STANFORD, 6 p.m.

Portland at WASHINGTON, 6:30 p.m.

Santa Clara at CALIFORNIA, 2:30 p.m.

Wed., May 9

STANFORD at San Francisco, 2:30 p.m.

Cal State Fullerton at UCLA, 6 p.m.

Portland at WASHINGTON, 4 p.m.

Fri., May 11

ARIZONA at STANFORD, 6 p.m.

OREGON STATE at UCLA, 6 p.m.

Sat., May 12

ARIZONA at STANFORD, 1 p.m.

ARIZONA STATE at WASHINGTON, 1 p.m.

OREGON STATE at UCLA, 1 p.m.

WASHINGTON STATE at USC, 3 p.m.

Sun., May 13

ARIZONA at STANFORD, 1 p.m.

ARIZONA STATE at WASHINGTON, 1 p.m.

OREGON STATE at UCLA, 1 p.m.

WASHINGTON STATE at USC, 1 p.m.

Mon., May 14

ARIZONA STATE at WASHINGTON, 1 p.m.

WASHINGTON STATE at USC, 1 p.m.

Last Weeks' Results

Mon., Apr. 30

USC 5, San Diego 4 (10 inn)

Tue., May 1

Tennessee 9, ASU 5 (10 inn)

CAL 12, San Francisco 1

STAN 15, Santa Clara 8

UCLA 3, San Diego State 1

WASH 11, Gonzaga 6

Wed., May 2

Sacramento State 12, STAN 3

ASU 15, Tennessee 1

Fri., May 4

CAL 6, UCLA 2

WASH 11, OSU 4

Lewis-Clark St. 15, WSU 14

Sat., May 5

CAL 9, UCLA 8 (11 inn)

OSU 9, WASH 1

Lewis-Clark St. 12, WSU 0

Sun., May 6

CAL 8, UCLA 6

WASH 3, OSU 1

Lewis-Clark St. 5, WSU 1



2001 Preseason Coaches Poll:

Team	Points
USC	52
Arizona State	49
Stanford	37
Arizona	31
California	30
UCLA	29
Oregon State	27
Washington	15
WSU	8

ASU Pac-10 Preseason Awards:

All-Pac-10:

Casey Myers, C
Chris Duffy, OF
Eric Doble, Relief Pitcher
Jon Switzer, Pitcher
Jeff Phelps, DH

Player of the Year:

Casey Myers, C

Best Tools:

Best Pure Hitter: Casey Myers
Fastest Baserunner: Chris Duffy
Best Defensive OF: Chris Duffy

**As voted by Baseball America*

The Casey Myers Watch

In the Record Books...

ASU Career Hits:

1. Clay Westlake	322
2. Andrew Beinbrink	318
3. Casey Myers	303
4. Gary Atwell	286
5. Mikel Moreno	277
6. Antone Williamson	264
7. Bob Horner	262

ASU Career Home Run:

1. Bob Horner	56
2. Mike Kelly	46
3. Barry Bonds	45
4. Dan Rumsey	44
5. Andrew Beinbrink	40
6. Casey Myers	38
Mitch Jones	38

ASU Total Bases:

1. Andrew Beinbrink	547
2. Clay Westlake	505
3. Bob Horner	492
4. Casey Myers	478

Misc. Categories:

Career At-Bats:	779 (6th)
Doubles:	61 (4th)
Runs:	189

Myers Multi Hit Games...

	2	3	4	5+	Total
1998	9	9	3	0	21
1999	6	7	1	0	14
2000	17	11	3	0	31
2001	15	11	1	0	27
Totals	47	38	8	0	93

Myers Multi RBI Games...

	2	3	4	5+	Total
1998	9	5	1	1	16
1999	7	3	2	1	13
2000	14	7	6	2	29
2001	10	4	4	0	18
Totals	40	19	13	4	76

Casey At Bat

Senior Casey Myers has been writing a bi-weekly diary on the internet that can be read on www.thesundevils.com. The column also appears on ESPN.com. The senior writes about the season, the players, the upcoming opponent and other behind the scenes action.



Sun Devil Baseball 2001

Around the Horn With ASU Baseball:

Sun Devils Looking For Big Finish To Secure NCAA Tournament Seed: ASU has won nine of its last 12 games overall... Senior All-American catcher Casey Myers was 4-for-6 with six RBI in the Tennessee series to continue his assault on the Pac-10 and ASU record books.... Myers now has 62 RBI on the season and now has 268 in his career... he is just 15 short of the Pac-10 and ASU record for career RBI (283) set by former Sun Devil third baseman Andrew Beinbrink (1996-99)... Myers also became only the third Sun Devil in history to reach 300 hits in a career, joining Beinbrink and Clay Westlake... with 303 in his career is now 19 away from the school record of 322 set by Westlake (1973-76)... ASU head coach Pat Murphy will be looking for his 100th career Pac-10 win when the Devils take to the field vs. the Washington Huskies Saturday... junior center fielder Chris Duffy continues to be one of ASU's most consistent hitters in 2001, with a current nine-game hitting streak currently intact... Duffy is batting .425 over those nine games with seven multi-hit games... the junior also had a team-high 19-game streak earlier in the year in which he hit .378 (28x74)... on the year Duffy is third on the team with a .365 batting average... freshman left fielder Rod Allen has saw his hot bat cool off a little as of late with a current 0-for-9 slump, but has still put up impressive numbers in his rookie campaign in Tempe (.396-4-39) and is a strong candidate for Pac-10 and National Freshman of the Year... freshman outfielder Ryan McKenna (Elgin, Ill.) made only his fourth start of the year in the 15-1 win over Tennessee, and contributed his second-career multi-hit game in the effort... senior third baseman Mike Lopez is hot after earning his first Pac-10 Player of the Week award, going 12-for-25 (.480) during his current seven-game hitting streak... Myers leads ASU with 27 multi-hit games and has 93 in his illustrious career... the Sun Devils have seven remaining regular season games, six of which are Pac-10 contests against Washington and UCLA... ASU is currently tied for fourth in the Pac-10 with Oregon State at 9-9 in league play... Cal is the only conference school to finish their its league slate, sweeping UCLA this past weekend to finish at 14-10 (3rd)... senior first baseman Jeff Phelps inched his way onto the career doubles list at ASU, moving into eighth place with 52 career two-baggers... junior infielder Brooks Conrad can officially be labeled a utility man for the Sun Devils, now having started every infield position (1B-2B-SS-3B) this year... Myers has been named a semifinalist for the Dick Howser Trophy... junior Andy Torres contributed 5.1 solid innings vs. Tennessee and is an All-American candidate with his 11-3, 3.97 record... out of the bullpen Torres has been stellar with a perfect 5-0, 2.84 record... senior All-America candidate Drew Friedberg continues to lead ASU out of the bullpen with a 4-1 record and 2.08 ERA... after the Washington series (played Saturday through Monday to accommodate ASU's final exams), the Sun Devils will travel to Nevada-Reno to play a single game with the Wolfpack on May 16... ASU has played four extra-inning contests in the last nine games, going 3-1 during that stretch... the last time ASU played four extra-inning affairs in a season was in 1998 when they went 2-2.

Pat Murphy at ASU:

Arizona's State has had only three coaches in its illustrious history. The latest to join the legacy is Pat Murphy who has enjoyed great success since arriving in Tempe six years ago in 1995. Murphy has guided ASU to a 263-139-1 (.654) and posted an impressive 99-86 record in the tough Pac-10. ASU has advanced to postseason play in three of the six years under Murphy, including a 2nd place finish at the College World Series in 1998. With his 262 wins at ASU, Murphy has the third best winning percentage of Pac-10 coaches. Murphy is three wins shy of 100 career Pac-10 victories. Of all active Division I coaches, Murphy entered 2001 ranked 14th with a career .675 winning percentage.

Bobby Winkles Field:

The Baseball Field at Packard Stadium was officially named Bobby Winkles Field April 3 as part of a special weekend honoring ASU's first varsity baseball coach. Winkles Field was officially named during a special ceremony before Saturday's game with LSU. Around 90 of Winkles former players joined a sellout crowd at Packard Stadium to honor Winkles and his tremendous strides to put ASU baseball on the map. Winkles was ASU's first varsity coach, compiling an impeccable 524-173 record during his 13-year career at ASU. He guided the Sun Devils to three national championships (1965, 67, 69) and tutored future major league greats Rick Monday, Reggie Jackson and Sal Bando. ASU is 11-5-1 on the newly named Bobby Winkles Field. ASU recently played its 1,000th career game at Packard Stadium, posting an all-time 783-227-1 record at the home of Sun Devil baseball dating back to April 7, 1972.

The Espo Report:

Possibly the best news of the season for the Sun Devils is the fact the RHP Mike Esposito (Las Vegas) is back in the starting rotation. A reliever on strict pitch counts through much of the early season, Esposito made his return as a starter vs. LSU. Leaving the game with a lead against the Tigers, Esposito made good in his second start of the year, picking up the win against South Florida with 3.1 solid innings. Only 11 months from successful Tommy John surgery, Esposito turned in possibly ASU's most impressive pitching performance of the season. Despite picking up the no-decision vs. Cal, the hard-throwing right-hander allowed only four hits and two runs in seven innings against California. He struck out six and did not walk a batter in his start. Esposito is 4-2 on the year with a 3.64 ERA. He is 2-0 in his last two starts and is coming off a two-hit, shutout performance over six innings at Tennessee that earned him Pac-10 Pitcher of the Week honors. His start vs. Stanford (3/30) came exactly one year to the day after his Tommy John surgery. Esposito was a fifth-round draft pick by the Cincinnati Reds in 1999 and was ASU's opening day starter in 2000 before going down with the injury.

Chris Duffy Makes An Immediate Impact:

Junior Chris Duffy started the season with some bad news by spraining his right MCL before the Alumni game. After a month of intense rehab, the highly touted JC transfer from South Mountain CC saw his first action of his ASU career in the Creighton series and fared well, starting a 2001 team-high 19-game hitting streak. During the streak, Duffy hit .378 (28x74) with 19 runs scored, 16 RBI, four doubles and a triple. Duffy, who was the nation's top base stealer at the JC level last year with 59, is described as a five-tool player and has been solid in center field for ASU. Duffy is rated as one of the top 100 prospects in the nation by *Baseball America* (62) and earned the distinction of having the best outfield arm and best speed in the Pac-10's preseason outlook by *Baseball America*. Duffy hit .409 at South Mountain last year and was a 43rd round draft choice of the Boston Red Sox. Duffy also has three outfield assists, cutting down runners at home plate each time, and has recorded at least one hit in 33 of his 39 games played. Duffy also has 21 multi-hit games and three multi-RBI affairs. He clubbed his first collegiate home run vs. Gonzaga (4/24). For the season he is third on the team with a .365 batting average (57x156) with 33 runs, four doubles, two triples and 22 RBI. He has ASU's longest active hitting streak at nine games in which he has multi-hit games in seven of those games and is hitting .425 (17x40) during the streak.

Klusman Equals K:

Redshirt freshman Aaron Klusman has earned the nickname "Special K." Through ASU's first 48 games, he may be the biggest surprise of any Sun Devil. Klusman has relished as a short-reliever and has maintained stellar 3.23 ERA. Klusman is averaging over 13 strikeouts per nine innings pitched and in 30.2 innings on the mound has fanned 45 batters. Opponents are hitting only .200 off him and he has scattered only 23 hits in his 19 appearances. Klusman registered a career day on the mound Saturday vs. Washington State (4/14). He pitched his longest career outing by going six strong, and struck out a career-high 10 batters. Yes, he struck out 10 out of the bullpen, and in doing so picked up his first career collegiate victory. In his last two outings he has struck out 15 batters in 8.1 innings.

Drew Friedberg Having Stellar Senior Season:

Senior left-handed relief pitcher Drew Friedberg (Middleton, Wisc.) continued his dominance on the mound with two more impressive outings vs. Gonzaga and Arizona... he pitched only one third of an inning vs. Tennessee, but dropped his ERA one percentage point from 2.09 to 2.08... Friedberg improved to 4-1 on the year with three innings of one-run ball vs. Gonzaga (4/23)... he added an impressive five-inning, shutout performance in ASU's 3-1 loss to Arizona (4/28)... the senior LHP leads the team with a 2.09 ERA and in 43.1 innings pitched this year, opponents are hitting only .199 off him... in Pac-10 play this year Friedberg has a 1.53 ERA with only three earned runs allowed in 17.2 innings.



Sun Devil Baseball 2001

Drafted Devils:

A total of 17 players on the 2001 Arizona State squad have been taken in the Major League Baseball Amateur Draft. Since the inception of the draft in 1965, ASU has had more players chosen (289), more first-round draft picks (21) and more No. 1 picks (3) than any other school in the nation. Eight (8) players from the 2000 Pac-10 Championship team were drafted last June. ASU's three No. 1 picks were Rick Monday (1965), Floyd Bannister (1976) and Bob Horner (1978, Atlanta).

Player	Year	Team	Round	Drafted
Rod Allen	2000	Reds	34th	round
Eric Doble	2000	Red Sox	10th	round
Chris Duffy	2000	Red Sox	43rd	round
Mike Esposito	1999	Reds	5th	round
Drew Friedberg	1997	Diamondbacks	25th	round
	2000	Brewers	29th	round
Skyler Fulton	2000	Mets	25th	round
Steve Garrabrants	2000	Twins	42nd	round
Jon Gutierrez	2000	Red Sox	25th	round
Eric Keefner	2000	Astros	4th	round
Jered Liebeck	1999	Diamondbacks	45th	round
Mike Lopez	1996	Blue Jays	52nd	round
Casey Myers	2000	Brewers	30th	round
Jeff Phelps	1997	Pirates	36th	round
Ryan Schroyer	2000	Tigers	16th	round
Jon Sheaffer	1999	Reds	29th	round
Jon Switzer	1998	Pirates	26th	round
Dennis Wyrick	1999	Tigers	35th	round

Horner Ranks Second As Player of the Century:

Former Sun Devil greats Bob Horner and Eddie Bane were honored by *Baseball America* by being placed on the publications' "Team of the Century." Horner, an ASU great under Jim Brock from 1976-78, hit .383 for his career and belted a school record 56 home runs. Horner was listed second on the team behind Oklahoma State slugger Pete Incaviglia (1983-85). Bane, a top pitcher for the Sun Devils from 1971-72, posted a career 40-4 record and a 1.64 ERA. Bane was listed as the ninth best player of the 20th Century by *Baseball America*. The top 10 players of the century were voted on by fans, coaches and baseball writers and are listed below:

1. Pete Incaviglia (Oklahoma State)
2. **Bob Horner (Arizona State)**
3. Robin Ventura (Oklahoma State)
4. Burt Hooten (Texas)
5. Dave Winfield (Minnesota)
6. Phil Stephenson (Wichita State)
7. John G. Olerud (Washington State)
8. J.D. Drew (Florida State)
9. **Eddie Bane (Arizona State)**
10. Derek Tatsuno (Hawai'i)

Bloomquist Earns Minor League All-Star Award:

Willie Bloomquist (1997-1999) showed signs he would be a great professional ball player during his time at ASU. After his first full season of professional ball, the 1999 Pac-10 Player of the Year turned in a banner season split between Single-A Lancaster and Triple-A Tacoma in the Seattle Mariners organization. The second basemen hit a blistering .379 at Lancaster to earn Single-A all-star status and was overall a second-team Minor League All-Star as selected by the writers at *Baseball America*. After having a great spring training last year with the M's, Bloomquist played for the Mariners briefly in Spring Training and has reported to Double-A San Antonio to play second base and shortstop. In 26 games in 2001 (through 5/08), Bloomquist was batting .247 with five doubles and seven RBI.

Team	AVG	AB	R	H	2B	3B	HR	RBI	BB	SO	SB
Lancaster (CAL)	.379	256	63	97	19	6	2	51	37	27	22
Lancaster/Tacoma	.313	447	80	140	24	7	3	74	44	55	27

Sun Devil Quick Facts

Name of School	Arizona State
City, State	Tempe, Ariz.
Founded	1885
Enrollment	42,255
Mascot	Sun Devils
School Colors	Maroon and Gold
Stadium	Packard Stadium (5,000)
Field	Bobby Winkles Field
Fences	LF/RF (339)
	Center (395)
Conference	Pac-10
President	Dr. Lattie F. Coor
Athletics Director	Gene Smith

Baseball History

First year of Baseball	1959 (28-18)
All-Time Record	2,221-1,089-1
Modern Era (1959-P)	1888-752-1 (.715)
Early Era (1906-1958)	333-338
Packard Stadium Record	783-227-1 (.776)
Years in College World Series	18
NCAA Championships	5
College World Series Record	56-30 (.652)
NCAA Appearances	24
NCAA Record	121-47
Last CWS Appearance	1998 (2nd)
Best All-Time Record	59-8 (1973)
Last All-Americans	Myers, Switzer
	Mitch Jones

Media Relations

Media Relations Phone	(480) 965-6592
Fax	(480) 965-5408
Baseball SID	Jeff R. Evans
E-Mail Address	Jeff.Evans@asu.edu
Home Phone	(480) 699-1358
Director of Media Relations	Mark Brand
Associate Director	Doug Tammara
Assistant Directors	Will Phillips
	Rhonda Lundin
	Erin Rowley
	Jason Bellamy
Press Box	(480) 727-7253
Web Site	www.TheSunDevils.com

ASU Coaching/Support Staff

Head Coach	Pat Murphy
Record at ASU	263-139-1 (7th Season)
Career Division I	580-253-2 (14th Season)
Assistants	Jay Sferra (6th)
	Mike Rooney (3rd)
	Bill Mosiello (1st)
Baseball Operations	Chris Holick
	Joe Brennan
	Graham Rossini
	Billy Jones
Managers	Steve Kirkman
Trainer	Kenny McCarty, Mike Elliott

2000 Review

2000 Record	44-15
Home	33-8
Away	11-7
2000 Pac-10 Record	17-7 (1st)
Home	9-3
Away	8-4
Letterman Returning/Lost	14/13
Starters Returning/Lost	7/2
Starting Pitchers Returning/Lost	2/2



Sun Devil Baseball 2001

2001 ASU Hitting Leaders

Batting Average:

1. Casey Myers	.417
2. Rod Allen	.396
3. Chris Duffy	.365
4. Mike Lopez	.349
5. Dennis Wyrick	.336

Hits:

1. Casey Myers	78
2. Chris Duffy	57
3. Rod Allen	55
4. Mike Lopez	52
5. Brooks Conrad	50

Runs Scored:

1. Casey Myers	45
2. Mike Lopez	40
Brooks Conrad	40
4. Jonah Martin	35

RBI:

1. Casey Myers	62
2. Mike Lopez	45
3. Rod Allen	39
4. Brooks Conrad	34

Doubles:

1. Mike Lopez	17
2. Jeff Phelps	15

Triples:

1. Steve Garrabrants	5
----------------------	---

Home Runs:

1. Jeremy West	6
Casey Myers	6
3. Rod Allen	4

2001 ASU Pitching Leaders

Earned Run Average:

1. Drew Friedberg	2.08
2. Aaron Klusman	3.23
3. Mike Esposito	3.64
4. Jon Switzer	3.86
5. Andy Torres	3.97

Wins:

1. Andy Torres	11
2. Drew Friedberg	4
Jon Switzer	4
Mike Esposito	4

Batters Struck Out:

1. Jon Switzer	105
2. Andy Torres	67
3. Mike Esposito	51
4. Drew Friedberg	45
5. Aaron Klusman	45

Innings Pitched:

1. Jon Switzer	84.0
2. Andy Torres	77.0
3. Mike Esposito	54.1
4. Drew Friedberg	43.1
5. Aaron Klusman	30.2

2001 ASU Fielding Leaders

Errors:

1. Dennis Wyrick	13
2. Brooks Conrad	12
3. Mike Lopez	9

Assists:

1. Brooks Conrad	104
Dennis Wyrick	104
3. Mike Lopez	65

Putouts:

1. Casey Myers	435
2. Jeremy West	230
3. Jeff Phelps	137

Preseason Awards Plenty for Sun Devils:

Several Sun Devils received honors from various preseason college baseball publications. Casey Myers was a unanimous Preseason All-American as the Devils cracked the polls at No. 6 in the nation. Eric Doble was named a third-team preseason All-American by the NCBWA and Jon Switzer was also coveted as a preseason All-American. In Baseball America's annual Pac-10 review, five players received all-conference recognition. Myers, Doble, Switzer, in addition to Chris Duffy and Jeff Phelps were named to the team.

ASU And Team USA:

Junior lefty Jon Switzer (Houston, Texas) was among 20 invitees to the 2000 USA Baseball Team Trials and was one of two ASU players to represent the Red, White and Blue last summer. Switzer was joined by three other Pac-10 players: USC's Mark Prior, UCLA's Josh Karp and Stanford's Brian Sager at the trials, and junior catcher Casey Myers was also selected to play for the team. Myers (Casa Grande, Ariz.) was a member of the junior national team in '96 and was a '98 national team invitee. Myers ended up hitting .310 with Team USA and Switzer was 1-0 with a 2.41 ERA.

Arizona State Claims Pac-10 Championship in 2000:

For the first time in league history, three teams finished in a tie for first place in the conference standings in 2000. ASU, Stanford and UCLA all notched a 17-7 record in Pac-10 play. By virtue of a tie breaker (ASU won both conference series against Stanford and UCLA), the Sun Devils received the Pac-10's automatic bid to postseason play. It was their first conference championship since 1993 and sixth since joining the Pac-10 in 1978. Stanford and Pac-10 runner-up USC advanced through the NCAA Tournament and made appearances at the College World Series in Omaha. Stanford was the eventual runner-up.

Two Sport Stars:

If you think you heard the names of a couple of ASU baseball players' names being called over the Sun Devil Stadium loudspeaker during football season, that wasn't a joke. Three players, Skyler Fulton, Jon Sheaffer and Eric Keefner all double as players on the ASU football team. Sheaffer (WR) and Fulton (RB) saw action on special teams, while Keefner (LB) was named the Scout Team MVP. Kevin Tommasini (1996-97) and Jason Verdugo (1994-97) were the last Devils to double as a player on the diamond and on the gridiron.

Murphy Garners Pac-10 Coach of the Year Award In 2000:

Head coach Pat Murphy was voted the Pac-10 Coach of the Year by his peers for the 2000 season. The Sun Devils skipper led his squad to its sixth Pac-10 Conference title and first since 1993. ASU was picked to finish sixth in the league in the preseason coaches' poll. Murphy led the Devils to their third postseason appearance in the last four years.

Success in the Classroom As Well As On The Field:

ASU has long enjoyed much success on the diamond, and with 18 College World Series appearances, it is known as one of the gems of college baseball. But lately academics, as well as on-field talent, have shown its true colors in the storied program. Pat Murphy's Sun Devil squads have produced four Academic All-Americans over the past two years (Willie Bloomquist, Mark Ernster, Jeff Phelps, Casey Myers), including Myers being named the Academic All-American for college baseball in 2000. The four players honored as National Academic All-Americans is the most by any college baseball program in the nation over the last two years. The 2001 squad also features two players, Ty Johnson and Mike Lopez, who have already received their undergraduate degrees and are pursuing their master's. Myers, Phelps, Eric Doble and Jonah Martin are all scheduled to graduate in May.

The Assistant Coaches:

Coach Murphy has long been regarded for his winning programs and the development of college players into top pro talent. Perhaps the most forgotten skill Murphy should be praised for is his development of assistant coaches into head coaches. Four of his former assistants, Nino Giarratano (San Francisco), John Pawlowski (Charleston), Doug Schreiber (Purdue) and Brian Cleary (Cincinnati) have all moved onto the head coaching ranks. His current staff that he has assembled over the years is one of the best in all of college baseball. Jay Sferri is in his sixth year in association with the ASU baseball program and his third as an assistant coach. Sferri helps with the pitching staff and is the recruiting coordinator. Mike Rooney is regarded as one of the best assistants in the country and his on-field leadership and teaching skills make him a coveted coaching prospect for the future. The newest addition to the Sun Devil coaching staff is volunteer assistant coach Bill Mosiello. Mosiello, who is a top ranked assistant coach by Baseball America and a veteran summer league coach in the Cape Cod and Alaskan Summer League, came from Oklahoma where he was an assistant coach since 1996. Baseball Operations Director Billy Jones will coach this summer in the Cape Cod League for the Brewster Whitecaps.



Sun Devil Baseball 2001

Golden Spikes Common At Arizona State:

While Kip Bouknight of South Carolina was the recipient of the 2000 Golden Spikes award as the nation's top amateur baseball player, it should be noted that three Arizona State players have won the award. Bob Horner, who was a standout at ASU from 1976-78, won the inaugural award in 1978. Oddibe McDowell, who was a member of the first Team USA baseball team to compete in an Olympics, won the award in 1984. Mike Kelly, who ranks second in ASU history with 46 home runs from 1989-91, won the award in 1991. In all, 13 players that have worn the Maroon and Gold have been named a Player of the Year for college baseball.

ASU Leader of the Pac When It Comes to Player of the Week:

Arizona State has amassed 41 Pac-10 Pitchers of the Week and 62 Players of the Week since 1981. That total leads all Pac-10 member schools. The Sun Devils had four players honored as Pac-10 POW last year (Mitch Jones -2, Brooks Conrad -2) and Jon Switzer was a three-time recipient of the award in 2000. ASU is yet to have a Pac-10 Player of the Week this year.

Arizona State in Postseason Play:

The Sun Devil baseball program has created a dynasty in college baseball that has been matched by few. With 18 appearances in the College World Series, ASU ranks fourth for the most trips to Omaha. Arizona State has advanced to the NCAA Tournament in 24 of the program's 42 seasons, amassing an incredible 116-43 (.730) record. ASU's five National Championships rank as the second most of any NCAA school. In addition to ASU's five national championships, the Sun Devils have also turned in five second-place teams and three third-place finishes.

Postseason Summary:

NCAA Appearances	24	Record in District 7	12-1
All-Time NCAA Record	121-47	CWS Appearances	18
Regional Appearances	18	CWS Titles	5
Regional Titles	12	CWS Runners-up	5
Record in Regionals	54-16	CWS Third-Place Finishes	4
District 7 Appearances	6	Record at CWS	55-30 (.647)
District 7 Titles	6		

ASU Stellar In Pac-10 Play:

While Arizona and Arizona State both joined the Pacific-10 Conference in 1979 as the newest additions to the "Conference of Champions," ASU has quickly made quick gains to place its name among the top two in winning percentage of all Pac-10 schools. With a career 440-302 record combined when apart of the old Six-Pac or the combined Pac-10, ASU's .593 winning percentage falls behind just behind USC's .642 winning percentage in 77 years being affiliated with the Pac-10.

ASU Is Now 22-2 In Season Openers Since 1979:

If you think ASU's Jan. 26th game vs. Texas-Arlington was a late start for the season, well it is. In fact, it is the latest ASU has started a season since opening Feb. 2 in 1996. Despite the loss to UTA, the Sun Devil baseball program has maintained an impressive 22-2 record in season openers dating back to 1979, while head coach Pat Murphy is 6-1 in Tempe having recorded a season-opening win in six of his seven years at the helm of the Sun Devils. Murphy's teams have also greatly outscored their opponents since 1995 in season openers, 71-23. In his 13+ years as a head coach at the Division I level (Now 7 at ASU, 7 at Notre Dame), Murphy has lost only one game (UTA). One of his season openers actually came against ASU when the Irish defeated the Sun Devils 11-4 in 1993. The last time ASU lost a season opener before this year was a 9-4 setback to Hawai'i in 1993, and ASU advanced to the CWS that year.

This is ASU Baseball:

- Only one losing season in school history
- 18 College World Series Appearances
- 24 years in the NCAA Tournament
- Six Pac-10 Titles
- Five NCAA Championships
- 13 NCAA National Players of the Year
- Three Golden Spikes Award Winners
- 58 All-Americans
- 2 NCAA Coaches of the Year
- 75 Major League Players
- 21 First-Round Draft Picks
- Finished in top 12 three of past four years
- Only one losing season in school history
- Three 2001 Preseason All-Americans
- Four Academic All-Americans in last two years
- Finished in the top 12 in three of the past four years.

Media Information:

Baseball Contact: Jeff R. Evans
SID Phone: (480) 965-6592
Evans' Direct Line: (480) 965-6594
SID Fax: (480) 965-5408
Evans' E-Mail: Jeff.Evans@asu.edu
Website: www.TheSunDevils.com
Address:
 Media Relations Office
 ICA Room 105
 Tempe, AZ 85287-1505

Interviews:

All interviews with players and the coaching staff need to be cleared through the ASU media relations office and Jeff Evans. If you wish to talk to any Sun Devil player or head coach Pat Murphy, please contact Evans via the above information.

Media Guides:

Media guides will be available to working press only and can be purchased by fans at home games only from the souvenir stand. Press guides will not be distributed to fans from the press box or the media relations office.

Game Notes and Statistics:

Game notes and statistics will be distributed to all working media and scouts on game days at Packard Stadium. Copies will also be made available in the press box. The statistics are for working press, scouts and coaches only. A complete statistical book containing box scores, play-by-play and game notes will also be available in the press box for working media following each home game. All information will be made available to fans and ASU supporters through the school's official athletic website, www.TheSunDevils.com.

Live Stats:

While only certain games can be accessed by radio either through the internet or in the greater Phoenix area, every home game and selected road games can be tracked through live statistical updates on www.TheSunDevils.com.



Sun Devil Baseball 2001

Where ASU Ranked In The Nation in 2000:

ASU had a year that will go down in the NCAA record books. The Sun Devils finished second in hitting with a .346 team batting average, trailing only Stony Brook which posted a .347 average. The team went a collective 738-for-2134. The Sun Devils, however, were the most productive team in the nation in '00, leading the NCAA in scoring, while averaging 10.97 runs per game. The Sun Devils also led the nation with 37 total triples and ASU's nearest threat was Delaware with 10.02 runs per game. Here is a list of where the team and individual players ranked in the NCAA:

Team Rankings:

Scoring	1st	10.97
Batting:	2nd	.346
Fielding:	5th	.971%
Home Runs	7th	1.46 rpg
Slugging:	2nd	.561%
Triples:	1st	0.63
Won-Loss	8th	.746 (44-15)

Individual Rankings:

Batting:	Myers	30th, .412 avg.
RBI:	Myers	4th, 1.64 pg
	Jones	5th, 1.56 pg
Home Runs	Jones	1st, .458 pg
	Myers	35th, .31 pg
Triples:	Martin	17th, .12 pg
Runs:	Jones	11th, 1.34 pg
Slugging:	Jones	11th, .787 %

Reviewing the 2000 Pac-10 Championship Season:

ASU won its sixth Pac-10 title (all since 1981) and first since 1993, after being picked sixth in the preseason poll... ASU hit the 40-win plateau for the fourth time since 1993... The 17 league wins were a five-game improvement from 1999 and it was the fifth time since 1990 with 17 or more wins in Pac-10 play... ASU was 2nd in the nation in batting, 5th in fielding percentage, and 1st in scoring in 2000... ASU led the Conference in batting average (.346), runs per game (11.0), slugging percentage (.561), on base percentage (.454), RBI (588), triples (37), walks (336), and stolen bases (92)... Sr. OF Mitch Jones broke Bob Horner's (1978) 22-year-old school record for home runs when he hit No. 26 vs. Arizona May 21. Jones finished with 27, becoming just the ninth player in Pac-10 history to hit at least 27 in a season, and seventh to do so since 1990... ASU had an extra-base hit in all but two games in 2000... ASU batters were hit by a pitch 115 times in 2000, breaking the Pac-10 record (101, UW, 1998). The mark ranks in the top-four all-time in the NCAA record books (125, Nevada in 1997)... Pac-10 Player of the Year Casey Myers finished '00 with 97 RBI, second-best in Pac-10 history, and 206 for his career, fifth-best. Myers led the Sun Devils with 98 hits, 19 doubles, 97 RBI, and a .502 on-base percentage. Myers led the Pac-10 in RBI and on-base percentage. He also ranked among the Conference leaders in hits (3rd), slugging percentage (.718, 3rd), total bases (171, 7th), runs scored (71, 9th), home runs (18, 8th), and doubles (19, 9th). Myers batted .412 for the season, second in the Pac-10 tied for 22nd-best average in single season Pac-10 history... Myers and Jones (92) ranked first and second in the Conference in RBI; third and fifth in the nation... The Sun Devils scored 10 or more runs in 31 games last season, and 20 runs nine times.

2002 Recruiting Class Among Nation's Best:

The 2002 recruiting class that will debut on the diamond next spring (2002) has drawn rave reviews from Baseball America as one of the top three in the nation. Mike Jones and Kris Honel are listed as two of the top 10 pitching prospects out of this year's high school class. The 2001 class that debuts on the field this year was ranked as the No. 1 class in the nation by Baseball America and the No. 3 class by Collegiate Baseball. The list of players who signed NLI's with the Sun Devils is provided below:

Player	Position	Hometown	School	Notes
Joel Bocchi	C/3B	Phoenix, Ariz.	Desert Vista HS	Good all-around player
Ryan Bonesio	LHP/1B	Carrollton, Texas	Navarro CC	Solid gap hitter
Nickolas Cadena	SS/3B	Glendale, Ariz.	Apollo HS	Led Arizona in HR in 2000
Chris Collins	INF/C	Phoenix, Ariz.	S. Mountain CC	Brother of former ASU star
Tuffy Gosewisch	INF	Scottsdale, Ariz.	Horizon HS	Brother of Chip Gosewisch
Garrett Guzman	OF	Henderson, Nevada	Green Valley HS	One of nations best hitters
Travis Hinton	1B	Tempe, Ariz.	Santa Clara Univ.	Led SC with 9 HR in 2000
Kris Honel	RHP	Bourbonnais, Ill.	Providence HS.	No. 4 prospect by Team One
John Hoyos	LHP	Los Angeles, Calif.	East LA CC	Hard Throwing LHP
Mike Jones	RHP	Phoenix, Ariz.	Thunderbird HS	No. 1 prospect by BA
Matt Leaf	RHP	Peoria, Ariz.	Sunrise Mtn. HS	No. 61 prospect by Team One
Robert McClellan	RHP	Liberal, Kansas	Seward County CC	2nd in nation in Ks per IP
Dustin Pedroia	SS	Woodland, Calif.	Woodland HS	Great defensive skills
Ryan Richardson	C	Mesa, Ariz.	Central Arizona	Scrappy, hard nosed player
Miguel Sanchez	P	Los Angeles, Calif.	Bishop Amat HS	7-1 with 2.13 ERA Jr year

Summer Ball:

The following is a list of where ASU players spent their summers in the many collegiate summer leagues around the nation and where some are going to play in the 2001 summer. Doble, Phelps and Conrad helped lead the Alaska Goldpanners all the way to the NBC World Series in Wichita, Kansas:

2001 Summer:

Alaskan League:

Keefner	Alaska Goldpanners
Jackson	Alaska Goldpanners
Liebeck	Alaska Goldpanners

Northwoods League:

Walsh	Alexandria
Kartler	Alexandria

Cape Cod League:

Schroyer	Falmouth
----------	----------

Jayhawk League (Kansas):

West	Liberal
Garrabrants	Liberal
Esposito	Liberal

Central Illinois Collegiate League:

Sopko	Twin City
Allen	Twin City

Great Lakes League:

Weber	Summit City
Silvestri	Summit City



Sun Devil Baseball 2001

Updated Career Records -- Hitting and Pitching Categories

Most At Bats

1. Clay Westlake, 1973-76	955
2. Gary Atwell, 1970-73	934
3. Andrew Beinbrink, 1996-99	863
4. Dan Rumsey, 1986-89	837
5. Mikel Moreno, 1995-98	803
6. Casey Myers, 1998-P	779
7. John Finn, 1986-89	764

Most Runs Scored

1. Andrew Beinbrink, 1996-99	245
2. Mikel Moreno, 1995-98	236
3. Gary Atwell, 1970-73	224
4. Willie Bloomquist, 1997-99	216
Rick Peters, 1974-77	216
6. Ken Landreaux, 1974-76	212
7. Bump Wills, 1971-74	198
8. Mike Kelly, 1989-91	197
Bob Horner, 1976-78	197
-- Casey Myers, 1998-P	190
-- Jeff Phelps, 1998-P	139

Most Hits

1. Clay Westlake, 1973-76	322
2. Andrew Beinbrink, 1996-99	318
3. Casey Myers, 1998-P	303
4. Gary Atwell, 1970-73	286
5. Mikel Moreno, 1995-98	277
6. Antone Williamson, 1992-94	264
7. Bob Horner, 1976-78	262
-- Jeff Phelps, 1998-P	212

Most Doubles

1. Clay Westlake, 1973-76	88
2. Andrew Beinbrink, 1996-99	75
3. Antone Williamson, 1992-94	70
4. Casey Myers, 1998-P	61
5. Dan Rumsey, 1986-89	58
6. Mikel Moreno, 1995-98	56
7. Gary Allenson, 1973-76	55
8. Andrew Beinbrink, 1996-	53
9. Jeff Phelps, 1998-P	52
10. Alvin Davis, 1979-82	51

Most Triples

26 - Alan Bannister, 1970-72
26 - Ed Irvine, 1977-79
22 - Willie Bloomquist, 1997-99
20 - Rick Peters, 1974-77
20 - Bump Wills, 1971-74

Most Home Runs

1. Bob Horner, 1976-78	56
2. Mike Kelly, 1989-91	46
3. Barry Bonds, 1983-85	45
4. Dan Rumsey, 1986-89	44
5. Andrew Beinbrink, 1996-99	40
6. Mitch Jones, 1999-2000	38
Casey Myers, 1998-P	38

Most Total Bases

1. Andrew Beinbrink, 1996-99	547
2. Clay Westlake, 1973-76	505
3. Bob Horner, 1976-78	492
4. Casey Myers, 1998-P	478
5. Dan Rumsey, 1986-89	469
6. Antone Williamson, 1992-94	443
-- Jeff Phelps, 1998-P	331

Most Runs Batted In

1. Andrew Beinbrink, 1996-99	283
2. Casey Myers, 1998-P	268
3. Clay Westlake, 1973-76	250
4. Bob Horner, 1976-78	229
5. Alvin Davis, 1979-82	200
6. Mike Kelly, 1989-91	194
Ken Landreaux, 1974-76	194
8. Alan Bannister, 1970-72	177
9. Willie Bloomquist, 1997-99	176
-- Jeff Phelps, 1998-P	151

Most Stolen Bases

1. Kevin Romine, 1981-82	86
2. Rick Peters, 1974-77	78
3. Rick Nelson, 1978-81	75
4. Willie Bloomquist, 1997-99	72
Oddibe McDowell, 1983-84	72
5. Ken Landreaux, 1974-76	69

Most Errors

1. Andrew Beinbrink, 1996-99	67
2. Romy Cucjen, 1983-84	61
3. Bert Martinez, 1980-83	59
4. Antone Williamson, 1992-94	58
5. Kurt Ehmann, 1991-92	49
6. Luis Lagunas, 1963-66	46

Pitching Categories

Most Appearances

1. Kendall Carter (1981-84)	102
2. Ryan Bradley (1995-97)	99
3. Kevin Dukes, 1978-81	82
4. David Cassidy, 1986-89	74
Ken Hansen, 1968-71	74
6. Jim Crawford, 1969-72	73
-- Drew Friedberg, 1998-P	66
-- Jon Switzer, 1999-P	63
-- Eric Doble, 1999-P	57

Most Innings Pitched

1. Craig Swan, 1969-72	457.2
2. Kendall Carter, 1981-84	427.1
3. Jim Crawford, 1969-72	399.2
4. Floyd Bannister, 1974-76	396.2
5. Ken Hansen, 1968-71	391.1
-- Jon Switzer, 1999-P	287.0

Most Victories

1. Kendall Carter, 1981-84	47
Craig Swan, 1969-72	47
3. Eddie Bane, 1971-73	40
4. Floyd Bannister, 1974-76	38
5. Jim Crawford, 1969-72	33
6. Jeff Pentland, 1966-68	32
-- Jon Switzer, 1999-P	22

Most Losses

1. Jim Crawford, 1969-72	17
2. Ken Jones, 1979-80	15
3. David Cassidy, 1986-89	14
Kurt Dempster, 1985-86	14
5. Mike Thorpe, 1984-86	13
Doug Henry, 1983-85	13
-- Jon Switzer, 1999-P	11

Most Strikeouts

1. Eddie Bane, 1971-73	505
2. Floyd Bannister, 1974-76	478
3. Craig Swan, 1969-72	459
4. Ken Hansen, 1968-71	418
5. Jim Crawford, 1969-72	374
-- Jon Switzer, 1999-P	304

Most Walks

1. Ken Hansen, 1968-71	250
2. Kevin Dukes, 1978-81	236
3. Jeff Ahern, 1978-81	176
4. Jim Crawford, 1969-72	174
-- Jon Switzer, 1999-P	111

Most Runs Allowed

1. Kevin Dukes, 1978-81	228
2. Kendall Carter, 1981-84	225
3. Kurt Dempster, 1985-88	184
4. David Cassidy, 1986-89	177
5. Linty Ingram, 1987-88	169
-- Jon Switzer, 1999-P	153

Most Hits Allowed

1. Kendall Carter, 1981-84	433
2. Craig Swan, 1969-72	354
3. Kevin Dukes, 1978-81	347
4. David Cassidy, 1986-89	327
5. Linty Ingram, 1987-88	325
-- Jon Switzer, 1999-P	268

Most Saves

1. Doug Nurnberg, 1965-67	25
2. Kevin Dukes, 1978-81	20
3. Noah Peery, 1993-94	17
4. Ryan Bradley, 1995-97	16
5. Dave Graybill, 1982-84	13
6. Mitch Dean, 1976-80	11
7. Eric Doble, 1999-P	10



Sun Devil Baseball 2001


2001 Arizona State Baseball Game-by-Game Results

(31-16-1 Overall, 9-9 Pac-10, 23-8-1 Home, 8-8 Away)

Date	Opponent	W-L	Score	Att.	ASU Pitcher	Opp. Pitcher	Record	Notes
1/26	Texas-Arlington	L	5-3	1,901	Doble (0-1)	Faught (1-0)	0-1	ASU drops first season opener since '93
1/27	Texas-Arlington		Game Rained Out					
1/28	Texas-Arlington		Game Rained Out					
2/1	Southern Utah	W	18-8	1,711	Torres (1-0)	Kittrell (0-1)	1-1	18 runs on 18 hits. West 3x4, 3 RBI.
2/2	Southern Utah	W	10-2	1,873	Switzer (1-0)	White (0-1)	2-1	Switzer 13 K's in Five Innings.
2/3	Southern Utah	W	11-2	2,713	Schroyer (1-0)	Stoker (0-1)	3-1	Lopez 2 doubles, 4 RBI. Schroyer 9 K's.
2/4	Southern Utah	W	6-5	2,697	Torres (2-0)	Matthews (0-1)	4-1	Myers single in ninth scores winning run.
2/9	Duke	W	8-1	2,272	Switzer (2-0)	Caradonna (0-2)	5-1	Switzer 11 K's. Myers 2x5 with 3 RBI.
2/10	Duke (1)	W	12-5	----	Torres (3-0)	Thompson (0-1)	6-1	Conrad 2x4, 3-Run HR, 5 RBI.
2/10	Duke (2)	W	9-0	4,479	Schroyer (2-0)	Burke (1-1)	7-1	Phelps 3x4, 4 RBI. Allen two doubles.
2/11	Duke	W	11-3	2,656	Pezely (1-0)	Hannaway (0-1)	8-1	Myers 3x4 with 3-Run HR and 4 RBI.
2/13	New Mexico State	W	16-2	465	Torres (4-0)	Hale (1-1)	9-1	Myers 2-run HR, 4 RBI. Garrabrants 3x3.
2/16	Creighton	W	23-1	2,813	Switzer (3-0)	Koch (0-1)	10-1	Season High 21 hits. Myers 3x3. 11-run 7th.
2/17	Creighton	W	15-2	3,329	Liebeck (1-0)	Gooris (0-1)	11-1	10th straight win. Myers 3-for-5 with 2 RBI.
2/17	St. Mary's	L	6-4	746	Schroyer (2-1)	Byer (1-1)	11-2	10-Game Win Streak Snapped. Wyrick 2x4.
2/18	Creighton	W	14-4	2,894	Torres (5-0)	Slining (0-1)	12-2	Lopez 4x5, 3 doubles and six RBI.
2/23	@ #18 CS Fullerton	W	5-3	843	Friedberg (1-0)	Cordero (1-2)	13-2	Walsh 2-run single in 7th gives ASU win.
2/24	@ #18 CS Fullerton		Game Rained Out					
2/25	@ #18 CS Fullerton		Game Rained Out					
3/2	#2 LSU	L	11-12	6,043	Corcoran (3-0)	Doble (0-2)	13-3	Ninth Inning Rally Falls Short. Martin 2x4.
3/3	#2 LSU	L	7-15	6,457	Youman (3-0)	Torres (5-1)	13-4	Moore (LSU) 5x5, 3 2B, 2 HR, 7 RBI
3/4	#2 LSU	T	5-5	5,965	None	None	13-4-1	First Tie In ASU School History.
3/6	Oral Roberts	W	17-3	768	Torres (6-1)	Recio (1-1)	14-4-1	Myers 4x5, HR, 2 RBI. ASU 21 hits.
3/7	Oral Roberts		Game Rained Out					
3/9	South Florida	W	16-5	2,267	Friedberg (2-0)	Gorham (2-2)	15-4-1	West 4x5, HR, 3B, 2 RBI.
3/10	South Florida	W	10-3	1,697	Esposito (1-0)	Vigue (1-2)	16-4-1	Allen 3x4, 2B, HR. West 2x3, 2B, 3B.
3/11	South Florida	W	12-4	1,632	Torres (7-1)	Royal (1-2)	17-4-1	Myers 2x3, 4 RBI. 1,000th game at Packard
3/16	@California*	W	7-4	329	Friedberg (3-0)	Hutchinson (2-4)	18-4-1	Bullpen combines for 5.0 no-hit innings.
3/17	@California*	W	4-2	523	Pezely (2-0)	Brown (1-3)	19-4-1	3-Run 9th Give ASU Win. Walsh Winning Hit
3/18	@California*	L	5-17	704	Cash (6-1)	Torres (7-2)	19-5-1	Allen and Duffy Extend Hitting Streaks.
3/24	@Oregon State*	W	10-2	596	Switzer (4-0)	Johnson (3-3)	20-5-1	Phelps 3x3, Switzer CG, 10 K's.
3/25	@Oregon State*	L	1-4	419	Nicholson (5-1)	Esposito (1-1)	10-6-1	Season-low 6 hits. Nicholson CG, 4 K's
3/26	@Oregon State*	L	2-12	377	Hays (4-2)	Torres (7-3)	20-7-1	Beavers explode for 16 hits to hand ASU loss.
3/30	#1 Stanford*	L	2-6	3,871	Guthrie (7-0)	Esposito (1-2)	20-8-1	No. 6 Devils Fall to No. 1 Cardina. Wyrick 2x4
3/31	#1 Stanford*	L	2-5	2,869	Bruksch (6-0)	Switzer (4-1)	20-9-1	Ninth inning rally preserves scoring streak to 347
4/1	#1 Stanford*	W	6-5	3,284	Torres (8-3)	Hudgins (1-4)	21-9-1	Myers 3x4, 3 RBI, 5th home run of 2001
4/6	@ #12 USC*	L	2-11	945	Prior (9-1)	Schroyer (2-2)	21-10-1	Prior goes eight strong in 11-2 win over ASU.
4/7	@ #12 USC*	L	1-5	526	Currier (6-1)	Switzer (4-2)	21-11-1	ASU loses for seventh time in last 10 games.
4/8	@ #12 USC*	W	11-1	1,248	Esposito (2-2)	Reyes (1-2)	22-11-1	Myers 3x4. Lopez 2x5, 2 2B, 3 RBI.
4/9	@ #14 CS Fullerton	L	6-13	741	Littleton (2-0)	Liebeck (1-1)	22-12-1	Lopez 3x3, HR. Klusman 5 K's 0 H in 2.1 IP.
4/12	Washington State*	L	1-2	2,611	Davis (3-4)	Friedberg (3-1)	22-13-1	Switzer, 13 K's, 6 H, 1 R in 8.0 IP. Myers 3x3.
4/13	Washington State*	W	4-3	2,581	Torres (9-3)	Kenyon (0-3)	23-13-1	Walsh Game Winning Home Run in 7th Inning
4/14	Washington State*	W	14-4	2,462	Klusman (1-0)	Svendsen (2-1)	24-13-1	West 4x5, 4 RBI. Klusman 10 K's out of bullpen
4/17	@New Mexico State	L	16-19	678	Hale (4-2)	Switzer (4-3)	24-14-1	Allen 4x5, 5 RBI, Grand Slam in loss.
4/18	@Oklahoma	W	5-3 (11)	3,489	Torres (10-3)	Sorensen (1-3)	25-14-1	Wyrick GW 2-Run Single in 11th.
4/18	@ #25 Oral Roberts	W	5-2 (11)	1,237	Torres (11-3)	Davis (4-2)	26-14-1	West GW 2-Run Triple in 11th. Torres' 11th win
4/23	Gonzaga	W	7-6	2,162	Friedberg (4-1)	Clelland (1-2)	27-14-1	7 Runs in first two innings lead ASU to win.
4/24	Gonzaga	W	9-1	1,674	Doble (1-2)	Stencil (2-3)	28-14-1	Doble 5 IP, career high 9 K's. Lopez 3x3.
4/27	Arizona*	W	7-4	3,108	Esposito (3-2)	Kaiser (7-5)	29-14-1	Conrad two home runs in 5th straight win.
4/28	Arizona*	L	1-3	2,708	Rierson (5-4)	Switzer (4-4)	29-15-1	ASU leaves bases loaded in 9th to end game.
4/29	Arizona*	W	6-5(11)	2,652	Pezely (3-0)	Anderson (1-1)	30-15-1	ASU scores two in 9th to tie, wins in 11th.
5/1	@ #19 Tennessee	L	5-9(10)	726	Curtiss (4-1)	Pezely (3-1)	30-16-1	'Vols hit grand slam in 10th to defeat ASU.
5/2	@ #19 Tennessee	W	15-1	1,480	Esposito (4-2)	Gomez (0-1)	31-16-1	Walsh, Duffy, Lopez three hits each in win.
5/12	@Washington*		1:00 p.m.					
5/13	@Washington*		1:00 p.m.					
5/14	@Washington*		2:00 p.m.					
5/16	@Nevada		2:00 p.m.					
5/18	UCLA*		7:00 p.m.					
5/19	UCLA*		7:00 p.m.					
5/20	UCLA*		1:00 p.m.					



Sun Devil Baseball 2001



2001 Arizona State Sun Devil Baseball Overall Statistics

Record: 31-16-1 Home: 23-8-1 Away: 8-8 Pac-10: 9-9

Player	AVG	GP-GS	AB	R	H	2B	3B	HR	RBI	TB	SLG%	BB	HBP	SO	GDP	OB%	SF	SH	SB-ATT	PO	A	E	FLD%
22 Casey Myers.....	.417	48-48	187	45	78	14	0	6	62	110	.588	29	6	15	6	.489	9	1	2-3	435	30	8	.983
10 Rod Allen.....	.396	41-32	139	32	55	12	1	4	39	81	.583	8	7	12	3	.443	4	0	5-10	27	6	2	.943
3 Chris Duffy.....	.365	39-38	156	33	57	4	2	1	22	68	.436	19	5	26	1	.445	2	4	14-18	70	4	2	.974
4 Mike Lopez.....	.349	46-44	149	40	52	17	0	3	45	78	.523	27	10	20	4	.468	4	3	5-7	28	65	9	.912
5 Dennis Wyrick....	.336	42-36	137	22	46	7	0	0	23	53	.387	15	2	22	0	.409	0	2	2-3	56	104	13	.925
39 Nick Walsh.....	.333	34-11	60	16	20	3	0	1	13	26	.433	15	4	5	0	.494	0	1	0-3	10	1	1	.917
62 Cesar Castillo...	.333	15-0	6	1	2	0	0	0	4	2	.333	1	0	0	0	.429	0	0	0-0	29	5	1	.971
7 Jonah Martin.....	.323	38-31	96	35	31	5	1	0	17	38	.396	21	11	24	2	.488	1	7	10-12	27	1	2	.933
8 Jeremy West.....	.316	45-35	136	34	43	8	4	6	33	77	.566	21	0	22	5	.400	3	0	2-3	230	28	3	.989
19 Steve Garrabrants	.311	42-33	135	30	42	5	5	0	22	57	.422	19	2	25	1	.399	2	1	16-25	39	50	6	.937
20 Jeff Phelps.....	.298	40-37	151	18	45	15	1	1	22	65	.430	8	5	24	6	.352	1	1	2-3	137	24	4	.976
15 Brooks Conrad....	.284	48-47	176	40	50	12	3	3	34	77	.438	31	11	27	5	.414	4	3	13-16	83	104	12	.940
28 Jon Sheaffer.....	.261	30-3	23	8	6	0	0	0	3	6	.261	5	1	10	0	.400	1	0	3-3	12	0	0	1.000
6 Mel Stocker.....	.252	43-33	103	32	26	3	1	0	15	31	.301	22	11	13	0	.431	1	4	18-20	60	0	1	.984
44 Eric Keefner.....	.235	14-0	17	1	4	2	0	0	2	6	.353	1	0	7	0	.278	0	0	0-0	3	0	0	1.000
17 Ryan McKenna.....	.233	22-4	30	8	7	0	0	0	4	7	.233	8	1	6	0	.410	0	0	1-2	10	0	0	1.000

29 Lucas Weber.....	1.000	10-0	1	1	1	0	0	0	1	1	1.000	1	0	0	0	1.000	0	0	0-0	4	3	1	.875
11 Ty Johnson.....	.500	1-0	2	1	1	0	0	0	0	1	.500	0	0	1	0	.500	0	0	0-0	0	0	0	.000
26 Ryan Edginton....	.000	3-0	2	0	0	0	0	0	0	0	.000	0	0	1	0	.000	0	0	0-0	0	0	0	.000
Totals.....	.332	48-48	1706	397	566	107	18	25	361	784	.460	251	76	260	33	.432	32	27	93-128	1289	517	72	.962
Opponents.....	.263	48-48	1653	245	434	63	11	32	226	615	.372	184	49	457	25	.352	9	24	63-89	1245	553	82	.956

LOB - Team (453), Opp (385). DPs turned - Team (37), Opp (46). CI - Team (0), Opp (3).

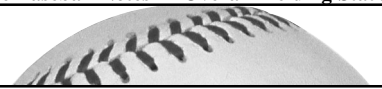
(All games Sorted by Earned run avg)

Player	ERA	W-L	APP	GS	CG	SHO/CBO	SV	IP	H	R	ER	BB	SO	2B	3B	HR	AB	B/Avg	WP	HBP	BK	SFA	SHA
38 Drew Friedberg...	2.08	4-1	19	0	0	0/0	1	43.1	32	12	10	9	47	4	0	1	161	.199	3	3	3	1	3
59 Aaron Klusman....	3.23	1-0	19	0	0	0/0	1	30.2	23	12	11	16	45	1	0	2	115	.200	2	2	0	0	1
23 Mike Esposito....	3.64	4-2	13	10	0	0/0	0	54.1	51	23	22	20	51	3	1	4	203	.251	3	6	0	2	4
55 Jon Switzer.....	3.86	4-4	16	15	1	0/0	0	84.0	80	46	36	36	105	12	3	5	314	.255	9	11	1	1	7
54 Andy Torres.....	3.97	11-3	21	9	0	0/0	1	77.0	83	41	34	23	67	16	3	8	301	.276	0	7	1	1	1
47 Jered Liebeck....	4.40	1-1	7	3	0	0/0	0	14.1	20	8	7	4	10	3	0	3	60	.333	1	2	0	1	0
25 Eric Doble.....	5.96	1-2	14	2	0	0/1	1	22.2	29	15	15	9	29	5	0	1	97	.299	2	1	0	0	1
27 Bryce Kartler....	5.97	0-0	18	1	0	0/0	3	28.2	33	22	19	14	25	4	2	1	106	.311	2	4	7	1	5
36 Angel Ramirez....	6.00	0-0	5	0	0	0/0	0	6.0	6	4	4	4	5	0	0	0	22	.273	1	0	0	1	0
11 Ty Johnson.....	6.55	0-0	8	1	0	0/0	0	11.0	12	8	8	8	10	1	0	2	42	.286	1	4	1	0	0
12 Ryan Schroyer....	6.59	2-2	12	7	0	0/1	0	27.1	26	20	20	21	29	7	2	1	103	.252	1	4	0	1	2
31 Franco Pezely....	8.55	3-1	17	0	0	0/0	0	20.0	28	22	19	9	21	5	0	3	85	.329	1	4	0	0	0
13 J.J. Jackson.....	8.68	0-0	9	0	0	0/0	0	9.1	10	11	9	9	13	1	0	1	40	.250	3	1	0	0	0
21 Jon Gutierrez....	9.00	0-0	2	0	0	0/0	0	1.0	1	1	1	2	0	1	0	0	4	.250	0	0	0	0	0
Totals.....	4.46	31-16	48	48	1	1/1	7	429.2	434	245	213	184	457	63	11	32	1653	.263	29	49	13	9	24
Opponents.....	7.37	16-31	48	48	1	0/0	8	415.0	566	397	340	251	260	107	18	25	1706	.332	45	76	15	32	27

PB - Team (2), Myers 2, Opp (8). Pickoffs - Team (14), Torres 5, Kartler 3, Esposito 2, Schroyer 2, Pezely 1, Switzer 1, Opp (5).



Sun Devil Baseball 2001



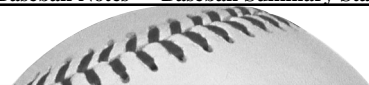
2001 Arizona State Sun Devil Baseball Fielding Statistics

2001 Arizona State Sun Devil Baseball
Overall Statistics for Arizona State (as of May 05, 2001)
(All games Sorted by Fielding pct)

Player	C	PO	A	E	FLD%	DPs	SBA	CSB	SBA%	PB	CI
54 Andy Torres.....	27	7	20	0	1.000	1	8	4	.667	0	0
28 Jon Sheaffer.....	12	12	0	0	1.000	0	0	0	---	0	0
17 Ryan McKenna.....	10	10	0	0	1.000	0	0	0	---	0	0
31 Franco Pezely....	9	0	9	0	1.000	0	7	1	.875	0	0
12 Ryan Schroyer....	4	0	4	0	1.000	0	4	1	.800	0	0
44 Eric Keefner.....	3	3	0	0	1.000	0	0	0	---	0	0
47 Jered Liebeck....	3	1	2	0	1.000	0	1	2	.333	0	0
25 Eric Doble.....	3	1	2	0	1.000	0	0	0	---	0	0
59 Aaron Klusman....	2	1	1	0	1.000	0	5	0	1.000	0	0
8 Jeremy West.....	261	230	28	3	.989	17	0	0	---	0	0
6 Mel Stocker.....	61	60	0	1	.984	0	0	0	---	0	0
22 Casey Myers.....	473	435	30	8	.983	5	61	9	.871	2	0
20 Jeff Phelps.....	165	137	24	4	.976	12	0	0	---	0	0
3 Chris Duffy.....	76	70	4	2	.974	2	0	0	---	0	0
62 Cesar Castillo...	35	29	5	1	.971	0	2	0	1.000	0	0
38 Drew Friedberg...	18	4	13	1	.944	0	9	5	.643	0	0
10 Rod Allen.....	35	27	6	2	.943	0	0	0	---	0	0
15 Brooks Conrad....	199	83	104	12	.940	22	0	0	---	0	0
27 Bryce Kartler....	16	6	9	1	.938	0	4	4	.500	0	0
19 Steve Garrabrants	95	39	50	6	.937	11	0	0	---	0	0
7 Jonah Martin.....	30	27	1	2	.933	0	0	0	---	0	0
5 Dennis Wyrick....	173	56	104	13	.925	17	0	0	---	0	0
55 Jon Switzer.....	25	4	19	2	.920	0	12	8	.600	0	0
39 Nick Walsh.....	12	10	1	1	.917	0	0	0	---	0	0
4 Mike Lopez.....	102	28	65	9	.912	6	0	0	---	0	0
23 Mike Esposito....	20	5	13	2	.900	2	12	1	.923	0	0
29 Lucas Weber.....	8	4	3	1	.875	2	0	0	---	0	0
13 J.J. Jackson.....	1	0	0	1	.000	0	1	0	1.000	0	0
36 Angel Ramirez....	0	0	0	0	.000	0	0	0	---	0	0
21 Jon Gutierrez....	0	0	0	0	.000	0	0	0	---	0	0
11 Ty Johnson.....	0	0	0	0	.000	0	0	0	---	0	0
26 Ryan Edginton....	0	0	0	0	.000	0	0	0	---	0	0
Totals.....	1878	1289	517	72	.962	37	63	26	.708	2	0
Opponents.....	1880	1245	553	82	.956	46	93	35	.727	8	3



Sun Devil Baseball 2001



2001 Arizona State Sun Devil Baseball Statistics Summary

Inning-by-inning summary:

	1	2	3	4	5	6	7	8	9	EX	Total
	--	--	--	--	--	--	--	--	--	--	-----
Arizona State	43	47	44	66	52	41	49	35	14	6	397
Opponents	21	17	33	39	27	33	20	31	20	4	245

Win-loss summary:

	W	L	T	Pct
	--	--	--	----
Total	31	16	1	.660
Conference	9	9	0	.500
Non-Conf	22	7	1	.759
Home	23	8	1	.742
Away	8	8	0	.500
Neutral	0	0	0	.000
Day	16	9	1	.640
Nite	15	7	0	.682
vs Left	7	8	1	.467
vs Right	24	8	0	.750
1-Run games	5	2	0	.714
2-Run games	3	3	0	.500
5+Run games	20	5	0	.800
Extra inns	3	1	0	.750
Shutouts	1	0	0	1.000

General summary:

Current winning streak : 1
 Longest winning streak : 11
 Longest losing streak : 4

Home attendance : 85360 (31 dates avg = 2753)
 Away attendance : 14861 (16 dates avg = 928)
 Total attendance: 100221 (47 dates avg = 2132)



Sun Devil Baseball 2001

Arizona State in Pacific-10 Play This Year (9-9)

Record: 9-9 Home: 5-4 Away: 4-5 Pac-10: 9-9

Game date	Opposing team	Score	r	h	e/	r	h	e	Inns	Overall	Pac-10	Pitcher of record	Attend	Time
*Mar 16, 2001	at California	W 7-4	7	12	4/	4	4	1	9	1- 0- 0	1- 0- 0	Friedberg (W 3-0)	329	2:58
*Mar 17, 2001	at California	W 4-2	4	7	2/	2	6	1	9	2- 0- 0	2- 0- 0	Pezely (W 2-0)	523	2:33
*Mar 18, 2001	at California	L 5-17	5	10	1/17	16	1	1	9	2- 1- 0	2- 1- 0	Torres (L 7-2)	704	3:41
*Mar 24, 2001	at Oregon State	W 10-2	10	12	1/	2	8	3	9	3- 1- 0	3- 1- 0	Switzer (W 4-0)	596	3:11
*Mar 25, 2001	at Oregon State	L 1-4	1	6	2/	4	7	0	9	3- 2- 0	3- 2- 0	Esposito (L 1-1)	419	2:45
*Mar 26, 2001	at Oregon State	L 2-12	2	7	2/12	16	1	0	8	3- 3- 0	3- 3- 0	Torres (L 7-3)	377	2:54
*Mar 30, 2001	Stanford	L 2-6	2	5	4/	6	11	0	9	3- 4- 0	3- 4- 0	Esposito (L 1-2)	3871	3:06
*Mar 31, 2001	Stanford	L 2-5	2	6	2/	5	7	0	9	3- 5- 0	3- 5- 0	Switzer (L 4-1)	2869	3:10
*Apr 01, 2001	Stanford	W 6-5	6	10	2/	5	7	1	9	4- 5- 0	4- 5- 0	Torres (W 8-3)	3284	3:22
*Apr 06, 2001	at USC	L 2-11	2	8	1/11	12	0	0	9	4- 6- 0	4- 6- 0	Schroyer (L 2-2)	945	3:05
*Apr 07, 2001	at USC	L 1-5	1	9	0/	5	10	0	9	4- 7- 0	4- 7- 0	Switzer (L 4-2)	526	3:11
*Apr 08, 2001	at USC	W 11-1	11	17	1/	1	6	1	9	5- 7- 0	5- 7- 0	Esposito (W 2-2)	1248	3:31
*Apr 12, 2001	Washington State	L 1-2	1	5	2/	2	7	1	9	5- 8- 0	5- 8- 0	Friedberg (L 3-1)	2611	2:54
*Apr 13, 2001	Washington State	W 4-3	4	6	2/	3	9	3	9	6- 8- 0	6- 8- 0	Torres (W 9-3)	2581	3:23
*Apr 14, 2001	Washington State	W 14-4	14	22	1/	4	8	1	9	7- 8- 0	7- 8- 0	Klusman (W 1-0)	2462	3:16
*Apr 27, 2001	Arizona	W 7-4	7	6	4/	4	14	0	9	8- 8- 0	8- 8- 0	Esposito (W 3-2)	3108	2:35
*Apr 28, 2001	Arizona	L 1-3	1	7	0/	3	9	1	9	8- 9- 0	8- 9- 0	Switzer (L 4-4)	2708	2:50
*Apr 29, 2001	Arizona	W 6-5	6	11	0/	5	11	2	(11)	9- 9- 0	9- 9- 0	Pezely (W 3-0)	2652	3:41

Player	AVG	GP-GS	AB	R	H	2B	3B	HR	RBI	TB	SLG%	BB	HBP	SO	GDP	OB%	SF	SH	SB-ATT	PO	A	E	FLD%
10 Rod Allen.....	.415	17-13	53	9	22	3	0	0	8	25	.472	1	5	4	1	.452	3	0	1-3	14	4	1	.947
22 Casey Myers.....	.369	18-18	65	10	24	5	0	1	12	32	.492	11	2	9	3	.463	2	1	0-1	156	15	4	.977
3 Chris Duffy.....	.360	18-18	75	12	27	2	1	0	7	31	.413	7	1	13	0	.422	0	2	7-9	29	2	2	.939
5 Dennis Wyrick....	.306	15-15	49	7	15	3	0	0	5	18	.367	7	2	7	0	.414	0	1	0-1	24	46	5	.933
15 Brooks Conrad....	.274	18-18	62	7	17	7	0	2	13	30	.484	14	4	7	1	.438	0	1	2-3	35	34	7	.908
39 Nick Walsh.....	.273	11-6	22	6	6	1	0	1	3	10	.455	8	1	3	0	.484	0	0	0-0	6	0	0	1.000
19 Steve Garrabrants	.231	12-6	26	4	6	0	0	0	1	6	.231	3	0	5	0	.310	0	1	2-3	5	15	1	.952
20 Jeff Phelps.....	.214	18-17	70	5	15	6	1	0	8	23	.329	4	3	12	6	.282	1	0	0-0	30	4	0	1.000
8 Jeremy West.....	.212	17-14	52	6	11	1	0	1	7	15	.288	10	0	11	2	.339	0	0	0-0	113	15	0	1.000
4 Mike Lopez.....	.208	18-17	53	8	11	4	0	1	9	18	.340	11	6	10	2	.394	1	2	1-2	11	26	6	.860
6 Mel Stocker.....	.194	15-10	31	6	6	1	0	0	2	7	.226	6	5	6	0	.405	0	2	3-4	29	0	0	1.000
7 Jonah Martin.....	.150	13-9	20	3	3	0	0	0	0	3	.150	4	2	8	1	.346	0	3	2-3	2	0	2	.500
17 Ryan McKenna.....	.000	4-0	6	1	0	0	0	0	1	0	.000	1	0	1	0	.143	0	0	0-0	2	0	0	1.000
Totals.....	.280	18-18	592	86	166	33	2	6	77	221	.373	87	31	98	16	.396	8	13	19-30	475	201	31	.956
Opponents.....	.275	18-18	610	95	168	27	5	9	88	232	.380	63	23	156	10	.363	3	17	28-40	475	208	17	.976

LOB - Team (170), Opp (146). DPs turned - Team (14), Opp (21).

(Pac-10 games only Sorted by Earned run avg)

Player	ERA	W-L	APP	GS	CG	SHO/CBO	SV	IP	H	R	ER	BB	SO	2B	3B	HR	AB	B/Avg	WP	HBP	BK	SFA	SHA
38 Drew Friedberg...	1.53	1-1	8	0	0	0/0	1	17.2	11	5	3	1	20	2	0	0	65	.169	2	3	1	1	1
55 Jon Switzer.....	3.43	1-3	6	6	1	0/0	0	39.1	38	17	15	14	39	5	1	1	144	.264	5	7	1	0	6
23 Mike Esposito....	3.82	2-2	6	6	0	0/0	0	33.0	34	14	14	10	29	2	1	2	121	.281	3	3	0	1	4
59 Aaron Klusman....	4.20	1-0	6	0	0	0/0	1	15.0	13	7	7	5	17	1	0	2	58	.224	1	1	0	0	1
11 Ty Johnson.....	4.91	0-0	1	0	0	0/0	0	3.2	2	2	2	1	4	0	0	1	13	.154	0	1	0	0	0
54 Andy Torres.....	5.23	2-2	8	2	0	0/0	1	20.2	25	12	12	8	20	7	2	2	83	.301	0	1	0	0	1
27 Bryce Kartler....	7.45	0-0	6	0	0	0/0	1	9.2	12	9	8	7	9	1	1	0	38	.316	1	1	3	1	2
25 Eric Doble.....	9.00	0-0	1	1	0	0/0	0	3.0	6	3	3	2	3	1	0	0	14	.429	0	0	0	0	1
13 J.J. Jackson.....	11.57	0-0	3	0	0	0/0	0	2.1	4	4	3	3	2	1	0	0	12	.333	1	1	0	0	0
31 Franco Pezely....	13.50	2-0	5	0	0	0/0	0	4.2	10	8	7	3	4	2	0	0	23	.435	1	2	0	0	0
12 Ryan Schroyer....	14.54	0-1	5	3	0	0/0	0	8.2	13	14	14	9	9	5	0	1	38	.342	1	3	0	0	1
Totals.....	5.00	9-9	18	18	1	0/0	4	158.1	168	95	88	63	156	27	5	9	610	.275	15	23	5	3	17
Opponents.....	4.43	9-9	18	18	1	0/0	4	158.1	166	86	78	87	98	33	2	6	592	.280	14	31	5	8	13

PB - Team (1), Myers 1, Opp (2). Pickoffs - Team (4), Esposito 2, Schroyer 1, Torres 1, Opp (3).



Sun Devil Baseball 2001

Arizona State Sun Devil Position Player Notes

--Players in Alphabetical Order--

10 - Rod Allen (Fr., R/R, Phoenix, Ariz., Desert Vista High School)

LF/DH

Season: .396 (55x139) **Pac-10:** .415 (22x53) **Last 5 Games:** .200 (4x20) **Bases Loaded:** .444 (4x9) **Last HR:** ORU (4/19)
Streak: 0 Games (0x9) **Non-Conf.:** .384 (33x86) **Last 10 Games:** .341 (14x41) **RISP:** .339 (19x56) **Multi-Hit:** 17 games

2001 Notes: A strong candidate for Pac-10 Freshman of the Year and Freshman All-American... ranked fifth in Pac-10 in hitting... has recorded a hit in 31 of his 40 games played this year... also recorded at least one RBI in 21 games this year... his 17 extra base hits rank third most on the team... with runners on base is hitting .345 (39x87) and with runners on base and two outs is hitting at a .517 clip... is a .339 hitter with runners in scoring position... second on the team with four home runs... currently in a 0-for-9 slump, but is still one of the leading freshmen hitter in the Pac-10 at .396... has recorded 17 multi-hit games, with a career high four-hit game coming 4/17 at New Mexico State... also hit his first career grand slam in that game... started his career with a bang, recording a hit in 17 straight games (2/2-3/18)... hit .450 (27x60) during that streak with 21 RBI, 16 runs and seven doubles... also had a seven game streak (4/13-4/24) in which he hit a robust .519 (14x27) with 13 RBI and two home runs... had a career day at the plate vs. NMSU (4/17), going 4-for-5 with five RBI and four runs scored... was ranked as high as 21st in the NCAA in batting (4/27)... his father, Rod Allen Sr., is a broadcaster for the Arizona Diamondbacks.

Year	AVG	GP	GS	AB	R	H	2B	3B	HR	RBI	TB	SLG%	BB	HBP	SO	GDP	OB%	SF	SH	SB	ATT	PO	A	E	FLD%
2001	.396	41	32	139	32	55	12	1	4	39	81	.583	8	7	12	3	.443	4	0	5	10	27	6	2	.943

15 - Brooks Conrad Jr., B/R, Spring Valley, Calif., Monte Vista High School)

2B/SS

Season: .284 (50x176) **Pac-10:** .274 (17x62) **Last 5 Games:** .278 (5x18) **Bases Loaded:** .286 (2x7) **Last HR:** ARIZ (4/27)
Streak: 2 Games (2x9) **Non-Conf.:** .289 (33x114) **Last 10 Games:** .216 (8x37) **RISP:** .318 (21x66) **Multi-Hit:** 11 games

Career vs. Washington: A career .556 (10x18) hitter vs. the Huskies with eight runs, three doubles, a triple, home run and 12 RBI... hit .600 in the three games vs. UW last year with all 12 RBI... was named Pac-10 Player of the Week for his play. **2001 Notes:** A junior switch-hitter who has started at least one game at all four infield positions this year (1B/2B/SS/3B)... has started 47 of ASU's 48 games... hitting .284 with 11 multi-hit games... longest hitting streak of the year was a 14-game streak to start the season in which he was 21-for-53... has recorded a hit in 36 of his 48 games this year... also has an RBI in 20 games... has belted three home runs this year, with two coming against Arizona in the series opener on April 27... his first home run of that game landed across Rural Road, an estimated 475 feet from home plate... as a switch-hitter, is batting .310 from the right side and .271 from the left side... a .318 with runners in scoring position... had season-high five RBI vs. Duke (2/10)... also chipped in four RBI vs. USC (4/8) with two hits... last year (2000) became only one of 18 players in Packard Stadium history to hit a home run over the "Green Monster" batting eye in center field... ranks third in the Pac-10 with his team-leading 31 walks.

Year	AVG	GP	GS	AB	R	H	2B	3B	HR	RBI	TB	SLG%	BB	HBP	SO	GDP	OB%	SF	SH	SB	ATT	PO	A	E	FLD%
1999	.340	45	19	94	27	32	4	0	1	22	39	.415	23	1	26	0	.463	3	0	5	5	33	33	6	.917
2000	.336	59	59	226	72	76	16	4	10	67	130	.575	36	11	47	5	.442	5	0	13	17	121	142	12	.956
2001	.284	48	47	176	40	50	12	3	3	34	77	.438	31	11	27	5	.414	4	3	13	16	83	104	12	.940
TOTALS	.319	152	125	496	139	158	32	7	14	123	246	.496	90	23	100	10	.436	12	3	31	38	237	279	30	.945

3 - Chris Duffy Jr., L/L, Glendale, Ariz., Mountain Ridge HS/South Mountain CC)

CF

Season: .365 (57x156) **Pac-10:** .360 (27x75) **Last 5 Games:** .409 (9x22) **Bases Loaded:** .333 (2x6) **Last HR:** GU (4/24)
Streak: 9 games (17x40) **Non-Conf.:** .370 (30x81) **Last 10 Games:** .395 (17x43) **RISP:** .321 (17x53) **Multi-Hit:** 21 games

2001 Notes: Has been one of ASU's most consistent hitters in his rookie campaign with the Sun Devils... notched 21 multi-hit games, with seven coming in his last nine games... currently has a nine-game hitting streak in which he has collectively gone 17x40 (.425) with five RBI... also had a ASU season high 19-game streak (2/16-3/30) in which he hit .378 (28x74)... currently third on the team with a .365 batting average... started the season injured with a sprained MCL in his right knee... returned to the lineup Feb. 13 in a pinch-hitting appearance vs. New Mexico State (groundout)... has recorded a hit in 33 of his 39 games played this year... third on the team with two triples... belted first career home run April 24 vs. Gonzaga (solo)... started season as a switch-hitter, but is batting only from the left side since Mar. 16... a .364 hitter with runners on base and a .321 hitter with runners in scoring position... 2-for-6 with the bases loaded... rated as having the best outfield arm and as the fastest baserunner by Baseball America when they handed out their preseason awards... is 14-for-18 on the year stealing bases.

Year	AVG	GP	GS	AB	R	H	2B	3B	HR	RBI	TB	SLG%	BB	HBP	SO	GDP	OB%	SF	SH	SB	ATT	PO	A	E	FLD%
2001	.365	39	38	156	33	57	4	2	1	22	68	.436	19	5	26	1	.445	2	4	14	18	70	4	2	.974



Sun Devil Baseball 2001

Arizona State Sun Devil Position Player Notes

--Players in Alphabetical Order--

19 - Steve Garrabrants (Fr., R/R, Phoenix, Ariz., Moon Valley High School)

LF/SS/2B

Season: .311 (42x135) **Pac-10:** .231 (6x26) **Last 5 Games:** .000 (0x5) **Bases Loaded:** .250 (2x8) **Last HR:** No
Streak: 0 games (0x5) **Non-Conf.:** .330 (26x109) **Last 10 Games:** .231 (6x26) **RISP:** .350 (21x60) **Multi-Hit:** 13 games

2001 Notes: A freshman with tremendous bat speed that has been compared to former Sun Devil All-American Willie Bloomquist... hitting .311 overall on the year with a team-leading five triples... 16-for-25 on the year stealing bases... has recorded a hit in 24 games this year... has started 33 games this year with 15 coming at second base, three at shortstop, four at designated hitter and 11 in left field... has recorded three hits (career high) four times in 2001... was 3-for-3 vs. New Mexico State (2/13)... also had three hits and two RBI vs. Oral Roberts (3/6)... walked four time vs. Tennessee (5/1)... has been clutch with runners in scoring position, going 21-for-60... has two stolen bases in four games this year, including back-to-back games vs. NMSU and Creighton (2/13-2/16)... set Arizona high school record last year with 51 stolen bases... second in the Pac-10 with his five triples.

Year	AVG	GP	GS	AB	R	H	2B	3B	HR	RBI	TB	SLG%	BB	HBP	SO	GDP	OB%	SF	SH	SB	ATT	PO	A	E	FLD%
2001	.311	42	33	135	30	42	5	5	0	22	57	.422	19	2	25	1	.399	2	1	16	25	39	50	6	.937

4 - Mike Lopez (Sr., R/R, Phoenix, Ariz., Maryvale High School/Yavapai JC)

3B

Season: .349 (52x149) **Pac-10:** .208 (11x53) **Last 5 Games:** .368 (7x19) **Bases Loaded:** .417 (5x12) **Last HR:** ARIZ (4/28)
Streak: 7 games (12x25) **Non-Conf.:** .427 (41x96) **Last 10 Games:** .429 (12x28) **RISP:** .379 (25x66) **Multi-Hit:** 15 games

Career vs. Washington: Suffered a season-ending wrist injury vs. UW last year, breaking his wrist when he rounded first base... was 2-for-4 (.500) in that game with a double, two runs scored and two RBI. **2001 Notes:** One of ASU's hottest hitters as of late with a current seven-game hitting streak in which he has gone 12-for-25 (.480)... second in the Pac-10 with 17 doubles... provided game-winning sacrifice fly vs. Arizona in 6-5 win in 10 innings (4/29)... named Pac-10 Player of the Week (4/23-4/29) after hitting .500 over five games... ASU's top hitter with runners in scoring position (.379)... has notched 15 multi-hit games this year and 11 multi-RBI games... is second on the squad with 45 RBI in 2001... had a career game vs. Creighton (2/18) in which he was 4-for-5 with three doubles and seven RBI... has tormented non-conference opponents with a .427 batting average and 36 RBI... started 44 games, with all but one coming at third base... fourth on the team in hitting at .349... also tied for third most home runs with three... provided game-tying run with solo home run vs. Southern Utah (4/4) in eighth inning to spark comeback win.

Year	AVG	GP	GS	AB	R	H	2B	3B	HR	RBI	TB	SLG%	BB	HBP	SO	GDP	OB%	SF	SH	SB	ATT	PO	A	E	FLD%
2000	.370	45	40	138	44	51	12	2	6	49	85	.616	18	15	21	3	.480	4	3	3	4	28	74	8	.927
2001	.349	46	44	149	40	52	17	0	3	45	78	.523	27	10	20	4	.468	4	3	5	7	28	65	9	.912
TOTALS	.359	91	84	287	84	103	29	2	9	94	163	.568	45	25	41	7	.474	8	6	8	11	56	139	17	.920

7 - Jonah Martin (Sr., R/R, Waianae, Hawai'i, Kamehameha HS/LA City CC)

LF/RF

Season: .323 (31x96) **Pac-10:** .150 (3x20) **Last 5 Games:** .500 (2x4) **Bases Loaded:** .417 (5x12) **Last HR:** None
Streak: 1 game (2x3) **Non-Conf.:** .368 (28x76) **Last 10 Games:** .455 (5x11) **RISP:** .316 (12x38) **Multi-Hit:** 8 games

Career vs. Washington: Hit .333 (4x12) with two runs and one RBI in three starts in 2000. **2001 Notes:** Has recorded a hit in 22 of his 37 games played this year... was a regular starter to begin the season, but has moved to a reserve role lately... started the season with hits in 11 consecutive games (1/26-2/17), going 15-for-40 in those games... has 11 more hit-by-pitch in 2001 to add to his school record of 29 in 2000... fourth in the Pac-10 with his 11 HBP... also ranks fourth with .488 on-base percentage... leads team and is third in the Pac-10 with seven sacrifice bunts... led off 11th inning vs. Oral Roberts with a single to start three-run rally to lead ASU to 5-2 win (4/19)... season-best 3-for-5 game vs. Duke (2/9) with two runs... 2-for-3 in his last start vs. Tennessee (5/1)... has started 31 games for ASU in 2001, with 14 in right field, 16 in left field and one at designated hitter.

Year	AVG	GP	GS	AB	R	H	2B	3B	HR	RBI	TB	SLG%	BB	HBP	SO	GDP	OB%	SF	SH	SB	ATT	PO	A	E	FLD%
2000	.325	57	57	194	63	63	3	7	2	29	86	.443	23	29	36	2	.466	1	6	19	24	59	3	4	.939
2001	.323	38	31	96	35	31	5	1	0	17	38	.396	21	11	24	2	.488	1	7	10	12	27	1	2	.933
TOTALS	.324	95	88	290	98	94	8	8	2	46	124	.428	44	40	60	4	.473	2	13	29	36	86	4	6	.938



Sun Devil Baseball 2001

Arizona State Sun Devil Position Player Notes

--Players in Alphabetical Order--

17 - Ryan McKenna (Fr., L/R, Elgin, Ill., Larkin High School)

OF

Season: .233 (7x30) **Pac-10:** .000 (0x6) **Last 5 Games:** .286 (2x7) **Bases Loaded:** .500 (1x2) **Last HR:** None
Streak: 1 game (2x6) **Non-Conf.:** .292 (7x24) **Last 10 Games:** .286 (2x7) **RISP:** .333 (4x12) **Multi-Hit:** 2 games

2001 Notes: A freshman outfielder with a tremendous work ethic... has made four starts in 2001 and appeared in 22 games... in last start was 2-for-6 with two RBI and a great catch in right field vs. Tennessee (5/2)... 2-for-2 with two runs scored and two RBI as a late-inning sub vs. Creighton (2/16)... provided RBI and run scored in Pac-10 action at Cal (3/18).

Year	AVG	GP	GS	AB	R	H	2B	3B	HR	RBI	TB	SLG%	BB	HBP	SO	GDP	OB%	SF	SH	SB	ATT	PO	A	E	FLD%
2001	.233	22	4	30	8	7	0	0	0	4	7	.233	8	1	6	0	.410	0	0	1	2	10	0	0	1.000

22 - Casey Myers (Sr., R/R, Case Grande, Ariz., Case Grande High School)

C

Season: .417 (78x187) **Pac-10:** .369 (24x65) **Last 5 Games:** .375 (6x16) **Bases Loaded:** .250 (3x12) **Last HR:** NMSU (4/17)
Streak: 3 games (5x10) **Non-Conf.:** .443 (54x122) **Last 10 Games:** .412 (12x28) **RISP:** .410 (34x83) **Multi-Hit:** 27 games

Career vs. Washington: A career .400 hitter vs. the Huskies with 10 hits in 25 at-bats... also scored 11 runs and belted two home runs in six career games vs. the UW. **2001 Notes:** Recently became only the third player in ASU history to reach 300 hits in a career... now only 15 RBI away from Pac-10 and ASU career RBI record of 283 set by Andrew Beinbrink (1996-99)... currently second in school and Pac-10 history with 268 career RBI... his 478 total bases ranks fifth in school history and his 38 home runs are sixth best... has 27 multi-hit games this year and now has 93 in his ASU career... is currently ranked second in the Pac-10 and 24th in the nation with his .417 batting average... also ranks 15th with 1.29 RBI per game... third in Pac-10 with 78 hits and fifth with .588 slugging percentage... leads the conference with nine sacrifice flies... has a hit in 38 of ASU's 48 games and at least one RBI in 32 games... has started all 48 games behind the plate for the Devils... calls his own pitches... a semifinalist for Dick Howser Award... has recorded 11 three-hit games this year... dating back to the start of last year (2000), Myers is hitting at an incredible .414 clip with 24 home runs and 159 RBI in 107 games... has recorded four games with four RBI this year... was 3-for-3 with two RBI vs. Tennessee (5/1) to pass 300 career hits... hit sixth home run of the year 4/17 at New Mexico State... was 4-for-5 with two RBI and two runs scored vs. Oral Roberts (3/6)... tearing up non-conference opponents for a .443 average (54x122)... his 61 career doubles are fourth most in school history.

Year	AVG	GP	GS	AB	R	H	2B	3B	HR	RBI	TB	SLG%	BB	HBP	SO	GDP	OB%	SF	SH	SB	ATT	PO	A	E	FLD%
1998	.386	51	48	184	35	71	17	0	8	58	112	.609	20	7	36	7	.450	7	1	1	1	55	0	0	1.000
1999	.329	51	46	170	39	56	11	0	6	51	85	.500	25	11	24	7	.434	6	1	1	4	163	9	2	.989
2000	.412	59	59	238	71	98	19	0	18	97	171	.718	34	16	24	13	.502	7	0	4	5	460	54	2	.996
2001	.417	48	48	187	45	78	14	0	6	62	110	.588	29	6	15	6	.489	9	1	2	3	435	30	8	.983
TOTALS	.389	209	201	779	190	303	61	0	38	268	478	.614	108	40	99	33	.472	29	3	8	13	1113	93	12	.990

20 - Jeff Phelps (Sr., R/R, Yuma, Ariz., Kofa High School)

1B/3B/DH

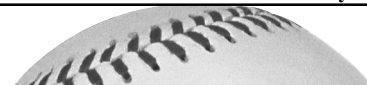
Season: .298 (45x151) **Pac-10:** .214 (15x70) **Last 5 Games:** .118 (2x17) **Bases Loaded:** .000 (0x3) **Last HR:** NMSU (4/17)
Streak: 1 game (2x5) **Non-Conf.:** .370 (30x81) **Last 10 Games:** .250 (9x36) **RISP:** .279 (17x61) **Multi-Hit:** 14 games

Career vs. Washington: A career .222 hitter vs. the Huskies with six hits in eight career games... one home run, two doubles and a triple. **2001 Notes:** Has started 37 games in 2001, with 19 starts at first base, three at third base and 15 at designated hitter... sidelined through early part of the season with a pulled hamstring... has struggled in Pac-10 play with a .214 batting average, but has fared well in non-conference games at .370... only HR came against NMSU (4/17) following Rod Allen's grand slam... only hitting .279 with runners in scoring position... has 14 multi-hit games in 2001, including season-best 3-for-4 game with four RBI vs. Duke (2/10)... also tabbed four RBI off the bench in a 14-4 win over WSU (4/14)... currently ninth in ASU history with 52 career doubles... tied for fifth in Pac-10 with 15 doubles.

Year	AVG	GP	GS	AB	R	H	2B	3B	HR	RBI	TB	SLG%	BB	HBP	SO	GDP	OB%	SF	SH	SB	ATT	PO	A	E	FLD%
1998	.348	51	40	155	33	54	10	2	5	39	83	.535	26	1	31	1	.445	0	1	7	9	279	15	4	.987
1999	.302	47	27	106	34	32	10	1	3	30	53	.500	26	5	25	3	.450	3	0	0	1	164	26	2	.990
2000	.362	59	59	224	54	81	17	4	8	60	130	.580	38	6	37	3	.461	3	0	3	4	332	46	5	.987
2001	.298	40	37	151	18	45	15	1	1	22	65	.430	8	5	24	6	.352	1	1	2	3	137	24	4	.976
TOTALS	.333	197	163	636	139	212	52	8	17	151	331	.520	98	17	117	13	.431	7	2	12	17	912	111	15	.986



Sun Devil Baseball 2001



Arizona State Sun Devil Position Player Notes

--Players in Alphabetical Order--

28 - Jon Sheaffer Jr., R/R, Mesa, Ariz., Mountain View HS/South Mountain CC)

OF

Season: .261 (6x23) **Pac-10:** .429 (3x7) **Last 5 Games:** .000 (0x0) **Bases Loaded:** .000 (0x0) **Last HR:** None
Streak: 0 games (0x3) **Non-Conf.:** .188 (3x16) **Last 10 Games:** .000 (0x3) **RISP:** .182 (2x11) **Multi-Hit:** 1 game

2001 Notes: A speedster and good defensive player who has seen action in 30 games for the Devils this season... made three starts, including a Pac-10 start vs. Washington State in which he was 3-for-4 with one RBI... one of three Sun Devils who also played football for ASU last year... was a special teams player for ASU who played in seven games and made four tackles on special teams on the gridiron... one of ASU's best defensive outfielders who possesses a strong arm... drafted out of high school by the Cincinnati Reds in the 29th round.

Year	AVG	GP	GS	AB	R	H	2B	3B	HR	RBI	TB	SLG%	BB	HBP	SO	GDP	OB%	SF	SH	SB	ATT	PO	A	E	FLD%
2001	.261	30	3	23	8	6	0	0	0	3	6	.261	5	1	10	0	.400	1	0	3	3	12	0	0	1.000

6 - Mel Stocker Jr., B/R, Tucson, Ariz., Cholla High School/Pima JC)

RF/LF

Season: .252 (26x103) **Pac-10:** .194 (6x31) **Last 5 Games:** .000 (0x0) **Bases Loaded:** .250 (1x4) **Last HR:** None
Streak: 0 games (0x8) **Non-Conf.:** .278 (20x72) **Last 10 Games:** .182 (2x11) **RISP:** .316 (12x38) **Multi-Hit:** 8 games

Career vs. Washington: Hit .375 in three starts last year... went 6-for-16 with four RBI... **2001 Notes:** A speedster for ASU who has started 33 games for Arizona State this year... ASU is 5-5 in his 10 starts in the leadoff spot in the lineup... leads the Pac-10 with 18 stolen bases, but has only one since March 24... tied a school record with four stolen bases in a game vs. Southern Utah (2/01)... has seven multi-hit games in 2001 and has connected on three doubles and one triple... drawn 22 walks and has been hit by 11 pitches to add to a .431 on-base percentage.... has maintained a .984 fielding percentage in right field.

Year	AVG	GP	GS	AB	R	H	2B	3B	HR	RBI	TB	SLG%	BB	HBP	SO	GDP	OB%	SF	SH	SB	ATT	PO	A	E	FLD%
2000	.344	49	27	122	38	42	3	4	1	26	56	.459	21	7	14	3	.464	1	3	8	10	48	14	4	.939
2001	.252	43	33	103	32	26	3	1	0	15	31	.301	22	11	13	0	.431	1	4	18	20	60	0	1	.984
TOTALS	.302	92	60	225	70	68	6	5	1	41	87	.387	43	18	27	3	.448	2	7	26	30	108	14	5	.961

39 - Nick Walsh (L/R, RS-Fr, Alamo, Calif., De La Salle High School)

Utility/DH

Season: .333 (20x60) **Pac-10:** .273 (6x22) **Last 5 Games:** .450 (9x20) **Bases Loaded:** .667 (2x3) **Last HR:** WSU (4/13)
Streak: 3 games (8x15) **Non-Conf.:** .368 (14x38) **Last 10 Games:** .400 (12x30) **RISP:** .368 (7x19) **Multi-Hit:** 5 games

2001 Notes: A sparkplug at the top of the lineup for ASU as of late... the Devils are 7-2-1 when Walsh hits leadoff... has 12 of his 20 hits on the season in the last 10 games... currently riding a hot bat with multi-hit games in three consecutive contests... set career high with three hits vs. Arizona (4/29) and matched it two games later vs. Tennessee (5/2)... scored career-high four runs vs. Tennessee (5/2)... ASU's best pinch-hitter during 2001 while hitting at a .421 clip (8x19) in that role... has provided three game-winning hits during his freshman campaign... hit two-run single through left side vs. Cal State Fullerton (2/23)... also capped a come-from-behind win vs. Cal in front of his family and friends with a two-run single in the ninth inning (3/17)... hit first career home run in seventh inning to lift ASU to 4-3 win over Washington State (4/13)... has started six consecutive games heading into Washington series.

Year	AVG	GP	GS	AB	R	H	2B	3B	HR	RBI	TB	SLG%	BB	HBP	SO	GDP	OB%	SF	SH	SB	ATT	PO	A	E	FLD%
2001	.333	34	11	60	16	20	3	0	1	13	26	.433	15	4	5	0	.494	0	1	0	3	10	1	1	.917



Sun Devil Baseball 2001

Arizona State Sun Devil Position Player Notes

--Players in Alphabetical Order--

8 - Jeremy West (Fr., R/R, Las Vegas, Nev., Silverado High School)

1B/DH

Season: .316 (43x136) **Pac-10:** .212 (11x52) **Last 5 Games:** .000 (0x10) **Bases Loaded:** .250 (2x8) **Last HR:** USC (4/6)
Streak: 0 games (0x10) **Non-Conf.:** .381 (32x84) **Last 10 Games:** .143 (4x28) **RISP:** .333 (16x48) **Multi-Hit:** 12 games

2001 Notes: A talented freshman hitter who is in the midst of a 4-for-28 slump... one of ASU's hottest hitter s through the early part of the season, hitting .400 until Mar. 26... has started 35 games and played in 45 during his rookie campaign in Tempe... tied for team lead with six home runs, but has not hit one in 49 at-bats dating back to the ninth inning of the April 6 game at USC... started his career with a bang, hitting .376 (32x85) through the first two months of the season... had five of his six home runs in Feb. and Mar... is hitting .367 with runners on base and 333 with runners in scoring position... a candidate for freshman All-America... has hits in 25 of 45 games this year and has at least one RBI in 22 games... has a pair of six-game hitting streaks... hit .467 (7x15) in his first six-game streak (2/9-2/17) and was 14-for-24 during a six-game stretch from 3/3-3/11... was 4-for-5 with four RBI vs. Washington State (4/14)... also had a four-game effort vs. South Florida with two RBI and four runs scored... hit first career home run (solo) Feb. 13 vs. New Mexico State.

Year	AVG	GP	GS	AB	R	H	2B	3B	HR	RBI	TB	SLG%	BB	HBP	SO	GDP	OB%	SF	SH	SB	ATT	PO	A	E	FLD%
2001	.316	45	35	136	34	43	8	4	6	33	77	.566	21	0	22	5	.400	3	0	2	3	230	28	3	.989

5 - Dennis Wyrick (So., R/R, Azusa, Calif., Bishop Amat High School)

SS

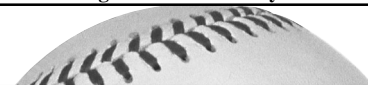
Season: .336 (46x137) **Pac-10:** .306 (15x49) **Last 5 Games:** .211 (4x19) **Bases Loaded:** .500 (2x4) **Last HR:** None
Streak: 1 game (1x4) **Non-Conf.:** .352 (31x88) **Last 10 Games:** .300 (12x40) **RISP:** .397 (23x58) **Multi-Hit:** 14 games

Career vs. Washington: Went 3-for-12 with one run and one RBI in series last year in Tempe... **2001 Notes:** One of ASU's best hitters in clutch situations, hitting .397 (23x58, 23 RBI) with runners in scoring position... also a .500 hitter (2x4) with the bases loaded... has recorded a hit in 28 of 41 games this year... also has at least one RBI in 15 games... with seven doubles has already surpassed his totat of two from his 2000 Freshman All-American year... has started 36 games, all at shortstop, in 2001 for ASU... was 2-for-4 with three RBI vs. Gonzaga (4/24)... provided game winning hit in the 11th inning at Oklahoma with a two-run single to lead ASU to 5-3 win... has been one of ASU's streakiest hitters during the year... had a seven-game hitting streak 3/18-4/1 when he hit .500 (12x24), but followed that with a 0-for-17 slump... had his batting average as high as .425 after going 2-for-2 vs. top-ranked Stanford (4/1)... also started the season with a seven-game hitting streak in which he was 11-for-24 (.458).

Year	AVG	GP	GS	AB	R	H	2B	3B	HR	RBI	TB	SLG%	BB	HBP	SO	GDP	OB%	SF	SH	SB	ATT	PO	A	E	FLD%
2000	.317	53	51	161	42	51	2	2	0	29	57	.354	19	1	31	4	.382	5	6	4	6	57	128	13	.934
2001	.336	42	36	137	22	46	7	0	0	23	53	.387	15	2	22	0	.409	0	2	2	3	56	104	13	.925
TOTALS	.326	95	87	298	64	97	9	2	0	52	110	.369	34	3	53	4	.394	5	8	6	9	113	232	26	.930



Sun Devil Baseball 2001



Saturday's Starting Pitcher #23 Mike Esposito Career Game-by-Game Breakdown

Date	Opponent	GS	IP	H	R	ER	BB	SO	2B	3B	HR	WP	BK	HBP	DP	IBB	Score	W-L	SV	ERA
Jan 21, 2000	Univ. of Utah	*	5.0	4	2	2	3	7	1	0	0	0	0	0	0	0	13-2	1-0	0	3.60
Jan 28, 2000	Florida Atlantic	*	4.0	4	4	3	3	7	0	1	0	0	0	0	0	0	30-4	1-0	0	5.00
Totals		2	9.0	8	6	5	6	14	1	1	0	0	0	0	0	0	43-6	1-0	0	5.00
Feb 03, 2001	Southern Utah		1.0	3	2	2	1	1	0	0	0	0	0	0	0	0	11-2	0-0	0	18.00
Feb 10, 2001	Duke-1		2.0	0	0	0	0	2	0	0	0	0	0	0	0	0	12-5	0-0	0	6.00
Feb 17, 2001	Creighton		2.0	1	1	1	1	2	1	0	0	0	0	0	0	0	15-2	0-0	0	5.40
Mar 04, 2001	LSU	*	2.0	3	1	1	3	2	0	0	0	0	0	0	0	0	5-5	0-0	0	5.14
Mar 10, 2001	South Florida	*	3.1	5	3	3	0	3	0	0	2	0	0	1	0	0	10-3	1-0	0	6.10
Mar 17, 2001	at California	*	7.0	4	2	2	0	6	0	0	1	1	0	0	0	0	4-2	1-0	0	4.67
Mar 25, 2001	at Oregon State	*	4.1	2	2	2	3	6	0	0	0	0	0	0	0	0	1-4	1-1	0	4.57
Mar 30, 2001	Stanford	*	6.0	8	5	5	3	6	1	1	0	0	0	1	0	0	2-6	1-2	0	5.20
Apr 08, 2001	at USC	*	5.2	5	1	1	3	3	0	0	0	1	0	1	0	0	11-1	2-2	0	4.59
Apr 13, 2001	Washington State	*	4.0	7	3	3	1	2	0	0	1	1	0	1	0	0	4-3	2-2	0	4.82
Apr 18, 2001	at Oklahoma	*	5.0	3	2	1	2	6	0	0	0	0	0	2	0	0	5-3	2-2	0	4.46
Apr 27, 2001	Arizona	*	6.0	8	1	1	0	6	1	0	0	0	0	0	0	0	7-4	3-2	0	4.10
May 02, 2001	at Tennessee	*	6.0	2	0	0	3	6	0	0	0	0	0	0	0	0	15-1	4-2	0	3.64
Totals		10	54.1	51	23	22	20	51	3	1	4	3	0	6	0	0	102-41	4-2	0	3.64

Career statistics for: Mike Esposito

Year	ERA	W	L	APP	GS	CG	SHO	CBO	SV	IP	H	R	ER	BB	SO	2B	3B	HR	BF	B/Avg	WP	HBP
2000	5.00	1	0	2	2	0	0	0	0	9.0	8	6	5	6	14	1	1	0	40	.235	0	0
2001	3.64	4	2	13	10	0	0	0	0	54.1	51	23	22	20	51	3	1	4	235	.251	3	6
Career	3.84	5	2	15	12	0	0	0	0	63.1	59	29	27	26	65	4	2	4	275	.249	3	6

Esposito's Season and Career Highs:

Category	2001 Best	Career Best (last)
Innings	7.0 (Cal; 3/17)	7.0 (Cal; 3/17/01)
Runs Allowed	5 (STAN; 3/30)	5 (STAN; 3/30/01)
ER Allowed	5 (STAN; 3/30)	5 (STAN; 3/30/01)
K's	6 - 5x (Arizona; 4/27)	7 - 2x (FAU; 1/28/00)
BB	3 - 3x (STAN; 3/30)	3 - 4x (STAN; 3/30)
Hits Allowed	8 (STAN; 3/30)	8 (STAN; 3/30/01)
WP	1 (Cal; 3/17)	1 (Cal; 3/17/01)
HBP	2 (OKLA; 4/18)	2 (OKLA; 4/18)

Esposito's 2001 Season Pitching Breakdown:

	ERA	W-L	S	IP	H	R	ER	BB	SO
Jan/Feb	5.40	0-0	0	5.0	4	3	3	2	5
March	5.16	1-2	0	22.2	22	13	13	9	23
April	2.61	2-0	0	20.2	23	7	6	6	17
May	0.00	1-0	0	6.0	2	0	0	3	6
Home	5.47	2-1	0	26.1	35	16	16	9	24
Away	1.93	2-1	0	28.0	16	7	6	11	27
Pac-10	3.82	2-2	0	33.0	34	14	14	10	29
Non-Conf.	3.38	2-0	0	21.1	17	9	8	10	22
In Win	3.00	4-0	0	42.0	38	15	14	11	37
In Loss	6.10	0-2	0	10.1	10	7	7	6	12



Sun Devil Baseball 2001

Sunday's Starting Pitcher #55 Jon Switzer Game-by-Game Breakdown (2000-2001)

Date	Opponent	GS	IP	H	R	ER	BB	SO	2B	3B	HR	WP	BK	HBP	DP	IBB	Score	W-L	SV	ERA
Jan 23, 2000	Univ. of Utah	*	7.0	3	1	1	0	9	1	0	1	0	0	1	0	0	9-1	1-0	0	1.29
Jan 30, 2000	Florida Atlantic	*	5.0	5	1	1	2	3	0	0	0	0	0	0	0	0	3-2	2-0	0	1.50
Feb 04, 2000	Florida State	*	7.0	5	2	1	1	6	2	0	0	0	0	3	0	0	10-11	2-0	0	1.42
Feb 11, 2000	Duke University	*	7.0	2	0	0	1	6	1	0	0	1	0	0	0	0	12-0	3-0	0	1.04
Feb 20, 2000	at Louisiana State	*	9.0	4	2	1	5	5	1	0	1	0	0	2	0	0	6-2	4-0	0	1.03
Feb 26, 2000	New Mexico	*	5.0	5	5	5	3	9	0	0	2	0	0	1	0	0	9-7	4-0	0	2.03
Mar 03, 2000	Arizona	*	3.1	8	7	5	1	6	0	0	2	0	0	0	0	0	9-7	4-0	0	2.91
Mar 10, 2000	Oklahoma	*	5.2	3	3	1	4	6	0	0	0	0	0	2	0	0	11-5	5-0	0	2.76
Mar 16, 2000	Univ. of Maine	*	7.0	2	1	1	4	10	1	0	1	0	0	0	0	0	16-1	6-0	0	2.57
Mar 24, 2000	at California	*	6.1	2	2	2	5	6	1	0	1	0	0	0	0	0	6-4	6-0	0	2.60
Mar 31, 2000	Stanford	*	8.1	6	5	5	2	6	1	0	2	0	0	1	0	0	1-5	6-1	0	2.93
Apr 07, 2000	Oregon State	*	8.0	6	0	0	3	10	1	0	0	0	0	2	0	0	1-0	7-1	0	2.63
Apr 14, 2000	at Washington State	*	6.0	8	2	2	3	5	3	0	0	0	0	1	0	0	24-3	8-1	0	2.66
Apr 20, 2000	UCLA	*	3.2	9	8	8	0	4	3	0	2	0	0	2	0	0	10-8	8-1	0	3.36
Apr 25, 2000	at Oklahoma	*	2.0	2	1	1	0	3	1	0	0	0	0	1	0	0	20-6	8-1	0	3.39
Apr 28, 2000	at Southern California	*	9.0	4	1	1	6	10	0	0	0	0	0	2	0	0	3-1	9-1	0	3.17
May 12, 2000	Washington	*	4.0	1	0	0	1	2	1	0	0	0	0	1	0	0	25-5	10-1	0	3.05
May 14, 2000	Washington	*	1.1	2	1	1	0	1	0	0	0	0	0	0	0	0	13-2	10-1	0	3.10
May 19, 2000	at Arizona	*	3.1	8	9	7	3	6	2	0	1	0	0	2	0	0	11-19	10-2	0	3.58
May 21, 2000	at Arizona	*	2.1	4	1	0	1	3	1	0	0	0	0	0	0	0	24-10	11-2	0	3.51
May 26, 2000	Miami (Ohio)	*	3.0	2	1	1	1	4	0	0	0	0	0	2	0	0	15-7	11-2	0	3.49
May 28, 2000	at University of Texas	*	2.1	8	7	6	0	1	2	0	1	0	0	0	0	0	7-9	11-3	0	3.89
Totals		19	115.2	99	60	50	46	121	22	0	14	1	0	23	0	0	245-115	11-3	0	3.89
Jan 26, 2001	Texas-Arlington	*	5.1	5	3	3	4	6	1	0	0	1	0	0	0	0	3-5	0-0	0	5.06
Feb 02, 2001	Southern Utah	*	5.0	1	0	0	1	13	0	0	0	0	0	0	0	0	10-2	1-0	0	2.61
Feb 09, 2001	Duke	*	8.0	5	1	0	1	11	0	0	0	0	0	0	0	0	8-1	2-0	0	1.47
Feb 16, 2001	Creighton	*	7.0	2	1	0	3	11	1	0	0	0	0	1	0	0	23-1	3-0	0	1.07
Feb 23, 2001	at Cal State Fullerton	*	5.0	8	3	3	1	9	1	1	0	0	0	0	0	0	5-3	3-0	0	1.78
Mar 02, 2001	LSU	*	5.2	5	7	2	3	6	2	0	1	1	0	1	0	0	11-12	3-0	0	2.00
Mar 09, 2001	South Florida	*	3.2	6	5	5	6	4	1	0	1	0	0	0	0	0	16-5	3-0	0	2.95
Mar 16, 2001	at California	*	4.0	4	4	2	2	3	2	0	0	1	0	1	0	0	7-4	3-0	0	3.09
Mar 24, 2001	at Oregon State	*	9.0	8	2	2	3	10	1	0	0	0	0	0	0	0	10-2	4-0	0	2.91
Mar 31, 2001	Stanford	*	8.1	5	4	4	4	3	0	0	0	1	0	1	0	1	2-5	4-1	0	3.10
Apr 07, 2001	at USC	*	6.0	8	3	3	1	6	0	1	0	1	0	1	0	0	1-5	4-2	0	3.22
Apr 12, 2001	Washington State	*	8.0	6	1	1	1	13	1	0	0	2	1	3	0	0	1-2	4-2	0	3.00
Apr 17, 2001	at New Mexico State	*	0.0	4	6	6	1	0	0	0	2	0	0	1	0	0	16-19	4-3	0	3.72
Apr 23, 2001	Gonzaga	*	4.0	6	3	2	1	5	1	1	0	1	0	0	0	0	7-6	4-3	0	3.76
Apr 28, 2001	Arizona	*	4.0	7	3	3	3	4	1	0	1	0	0	1	0	0	1-3	4-4	0	3.90
May 02, 2001	at Tennessee	*	1.0	0	0	0	1	1	0	0	0	1	0	1	0	0	15-1	4-4	0	3.86
Totals		15	84.0	80	46	36	36	105	12	3	5	9	1	11	0	1	136-76	4-4	0	3.86

Career statistics for: Jon Switzer

Year	ERA	W	L	APP	GS	CG	SHO	CBO	SV	IP	H	R	ER	BB	SO	2B	3B	HR	BF	B/Avg	WP	HBP
1999	4.12	7	4	25	9	0	0	0	0	87.1	89	47	40	29	78	8	2	10	387	.263	2	13
2000	3.89	11	3	22	19	2	0	2	0	115.2	99	60	50	46	121	22	0	14	511	.228	1	23
2001	3.86	4	4	16	15	1	0	0	0	84.0	80	46	36	36	105	12	3	5	369	.255	9	11
TOTALS	3.95	22	11	63	43	3	0	2	0	287.0	268	153	126	111	304	42	5	29	1267	.246	12	47

Switzer's Season and Career Highs:

Category 2001 Best Career Best (last)

Innings	9.0 (OSU; 3/24)	9.0 - 3x (OSU; 3/24/01)
Runs Allowed	7 (LSU; 3/2)	9 (Arizona; 5/19/00)
ER Allowed	7 (LSU; 3/2)	8 (UCLA; 4/20/00)
K's	13 - 2x (WSU; 4/12)	13 - 2x (WSU; 4/12/01)
BB	6 (USF; 3/9)	6 - 2x (USF; 3/09/01)
Hits Allowed	8 (USC; 4/7)	13 (FSU; 2/7/99)
WP	1 (5 times)	3 - 3x (Duke; 2/11/00)
HBP	3 (WSU; 4/12)	3 - 4x (WSU; 4/12/01)

Switzer's 2001 Season Pitching Breakdown:

	ERA	W-L	S	IP	H	R	ER	BB	SO
Jan/Feb	1.78	3-0	0	30.1	21	8	6	10	50
March	4.40	1-1	0	30.2	28	22	15	18	26
April	6.14	0-3	0	22.0	31	16	15	7	28
May	0.00	0-0	0	1.0	0	0	0	1	1
Home	3.05	3-2	0	59.0	48	28	20	27	76
Away	5.76	1-2	0	25.0	32	18	16	9	29
Pac-10	3.43	1-3	0	39.1	38	17	15	14	39
Non-Conf.	4.23	3-1	0	44.2	42	29	21	22	66
In Win	2.70	4-0	0	46.2	40	19	14	19	67
In Loss	5.30	0-4	0	37.1	40	27	22	17	38



Sun Devil Baseball 2001

Monday's Starting Pitcher #25 Eric Doble Game-by-Game Breakdown (2000-2001)

Date	Opponent	GS	IP	H	R	ER	BB	SO	2B	3B	HR	WP	BK	HBP	DP	IBB	Score	W-L	SV	ERA
Jan 21, 2000	Univ. of Utah		1.0	2	0	0	0	1	0	0	0	0	0	0	0	0	13-2	0-0	0	0.00
Jan 27, 2000	Brigham Young		2.0	1	1	1	1	2	0	0	1	0	0	0	0	0	8-7	0-0	0	3.00
Feb 05, 2000	Florida State		4.0	2	0	0	1	2	0	0	0	0	0	0	0	0	15-9	0-0	1	1.29
Feb 13, 2000	Duke University		1.0	1	0	0	0	1	0	0	0	0	0	0	0	0	10-1	0-0	1	1.12
Feb 18, 2000	at Louisiana State		1.0	4	4	4	0	0	1	0	0	0	0	1	0	0	4-8	0-1	1	5.00
Feb 26, 2000	New Mexico		1.0	1	1	1	1	1	0	0	0	0	0	0	0	0	9-7	0-1	1	5.40
Mar 05, 2000	Arizona		0.2	3	3	3	0	1	0	0	2	0	0	0	0	0	14-8	0-1	1	7.59
Mar 10, 2000	Oklahoma		2.2	1	0	0	0	5	0	0	0	0	0	0	0	0	11-5	0-1	2	6.08
Mar 11, 2000	Oklahoma		1.2	1	1	0	0	2	1	0	0	1	0	0	0	0	6-5	1-1	2	5.40
Mar 12, 2000	Oklahoma		0.2	0	0	0	0	1	0	0	0	0	0	0	0	0	4-5	1-1	2	5.17
Mar 14, 2000	Cal State Fullerton		2.2	1	0	0	2	6	0	0	0	0	0	0	0	0	4-5	1-1	2	4.42
Mar 18, 2000	Univ. of Maine-2		1.0	0	0	0	0	1	0	0	0	0	0	0	0	0	24-0	1-1	2	4.19
Mar 24, 2000	at California		1.2	2	0	0	1	1	0	0	0	0	0	0	0	0	6-4	2-1	2	3.86
Mar 25, 2000	at California		2.1	1	0	0	1	0	0	0	0	0	0	0	0	0	4-2	2-1	3	3.47
Apr 01, 2000	Stanford		2.1	1	0	0	0	3	0	0	0	0	0	0	0	0	10-6	3-1	3	3.16
Apr 02, 2000	Stanford		2.1	2	1	1	1	2	1	0	0	1	0	0	0	0	11-6	3-1	3	3.21
Apr 07, 2000	Oregon State		1.0	0	0	0	0	1	0	0	0	0	0	0	0	0	1-0	3-1	4	3.10
Apr 09, 2000	Oregon State		4.0	6	3	3	1	6	2	0	2	0	0	0	0	0	8-7	3-1	5	3.55
Apr 15, 2000	at Washington State		1.0	0	0	0	0	1	0	0	0	0	0	0	0	0	3-1	3-1	6	3.44
Apr 16, 2000	at Washington State		2.0	3	0	0	0	3	1	0	0	0	0	0	0	0	14-8	3-1	6	3.25
Apr 20, 2000	UCLA		1.0	2	0	0	0	1	0	0	0	0	0	0	0	0	10-8	3-1	7	3.16
Apr 25, 2000	at Oklahoma		2.0	4	1	1	0	3	1	0	0	0	0	0	0	0	20-6	3-1	7	3.23
May 13, 2000	Washington		1.0	0	0	0	0	1	0	0	0	0	0	0	0	0	17-5	3-1	7	3.15
May 14, 2000	Washington		1.0	0	0	0	0	1	0	0	0	0	0	0	0	0	13-2	3-1	7	3.07
May 21, 2000	at Arizona		4.0	7	3	3	2	4	0	0	1	1	0	0	0	0	24-10	3-1	8	3.40
May 27, 2000	at University of Texas		0.1	0	0	0	1	1	0	0	0	0	0	0	0	0	3-1	3-1	9	3.38
May 28, 2000	at University of Texas		5.2	5	2	2	2	7	1	0	0	2	0	0	0	0	7-9	3-1	9	3.35
Totals		0	51.0	50	20	19	14	58	8	0	6	5	0	1	0	0	273-137	3-1	9	3.35
Jan 26, 2001	Texas-Arlington		1.0	4	2	2	0	2	0	0	0	0	0	0	0	0	3-5	0-1	0	18.00
Feb 03, 2001	Southern Utah		2.0	0	0	0	0	2	0	0	0	0	0	1	0	0	11-2	0-1	0	6.00
Feb 04, 2001	Southern Utah		1.1	5	3	3	0	3	0	0	0	0	0	0	0	0	6-5	0-1	0	10.38
Feb 10, 2001	Duke-1		1.2	3	3	3	1	1	0	0	0	0	0	0	0	0	12-5	0-1	0	12.00
Feb 10, 2001	Duke-2		4.0	2	0	0	1	5	0	0	0	0	0	0	0	0	9-0	0-1	1	7.20
Feb 13, 2001	New Mexico State		1.0	1	0	0	0	1	0	0	0	0	0	0	0	0	16-2	0-1	1	6.55
Feb 17, 2001	Creighton		1.0	1	0	0	0	1	0	0	0	0	0	0	0	0	15-2	0-1	1	6.00
Feb 17, 2001	Saint Mary's		0.1	0	0	0	1	0	0	0	0	1	0	0	0	0	4-6	0-1	1	5.84
Mar 02, 2001	LSU		0.1	2	2	2	1	0	1	0	1	0	0	0	0	0	11-12	0-2	1	7.11
Mar 04, 2001	LSU		1.0	0	0	0	2	1	0	0	0	1	0	0	0	0	5-5	0-2	1	6.59
Apr 09, 2001	at Cal State Fullerton		0.0	2	2	2	1	0	2	0	0	0	0	0	0	1	6-13	0-2	1	7.90
Apr 24, 2001	Gonzaga	*	5.0	3	0	0	0	9	1	0	0	0	0	0	0	0	9-1	1-2	1	5.79
Apr 29, 2001	Arizona	*	3.0	6	3	3	2	3	1	0	0	0	0	0	0	0	6-5	1-2	1	6.23
May 02, 2001	at Tennessee		1.0	0	0	0	0	1	0	0	0	0	0	0	0	0	15-1	1-2	1	5.96
Totals		2	22.2	29	15	15	9	29	5	0	1	2	0	1	0	1	128-64	1-2	1	5.96

Career Statistics For Eric Doble:

Year	ERA	W	L	APP	GS	CG	SHO	CBO	SV	IP	H	R	ER	BB	SO	2B	3B	HR	BF	B/Avg	WP	HBP
1999	8.69	0	2	16	3	0	0	1	0	29.0	43	35	28	23	30	10	1	2	153	.341	12	2
2000	3.35	3	1	27	0	0	0	2	9	51.0	50	20	19	14	58	8	0	6	213	.259	5	1
2001	5.96	1	2	14	2	0	0	1	1	22.2	29	15	15	9	29	5	0	1	108	.299	2	1
TOTALS	5.44	4	5	57	5	0	0	4	10	102.2	122	70	62	46	117	23	1	9	474	.293	19	4

Doble's Season and Career Highs:

Category	2001 Best	Career Best (last)
Innings	5.0 (Gonzaga; 4/24)	5.2 (Texas; 5/28/00)
Runs Allowed	3 - 2x (Duke; 2/10)	8 (USC; 4/24/99)
ER Allowed	3 - 2x (Duke; 2/10)	8 (USC; 4/24/99)
K's	9 (Gonzaga; 4/24)	9 (Gonzaga; 4/24/01)
BB	1 - 2x (Duke; 2/10)	4 - 2x (Arizona; 5/14/99)
Hits Allowed	5 (SUU; 2/4)	8 (Grand Canyon; 3/23/99)
WP	1 (CSF; 4/9)	2 - 4x (Texas; 5/28/00)
HBP	None	1 - 2x (Cal; 3/28/99)

Doble's 2001 Season Pitching Breakdown:

	ERA	W-L	S	IP	H	R	ER	BB	SO
Jan/Feb	5.84	0-1	1	12.1	16	8	8	3	15
March	13.50	0-1	0	1.1	2	2	2	3	1
April	5.62	1-0	0	8.0	11	5	5	3	12
May	0.00	0-0	0	1.0	0	0	0	0	1
Home	5.40	1-2	1	21.2	27	13	13	8	28
Away	18.00	0-0	0	1.0	2	2	2	1	1
Pac-10	9.00	0-0	0	3.0	6	3	3	2	3
Non-Conf.	5.49	1-2	1	19.2	23	12	12	7	26
In Win	4.05	1-0	1	20.0	21	9	9	4	26
In Loss	32.40	0-2	0	1.2	8	6	6	3	2

